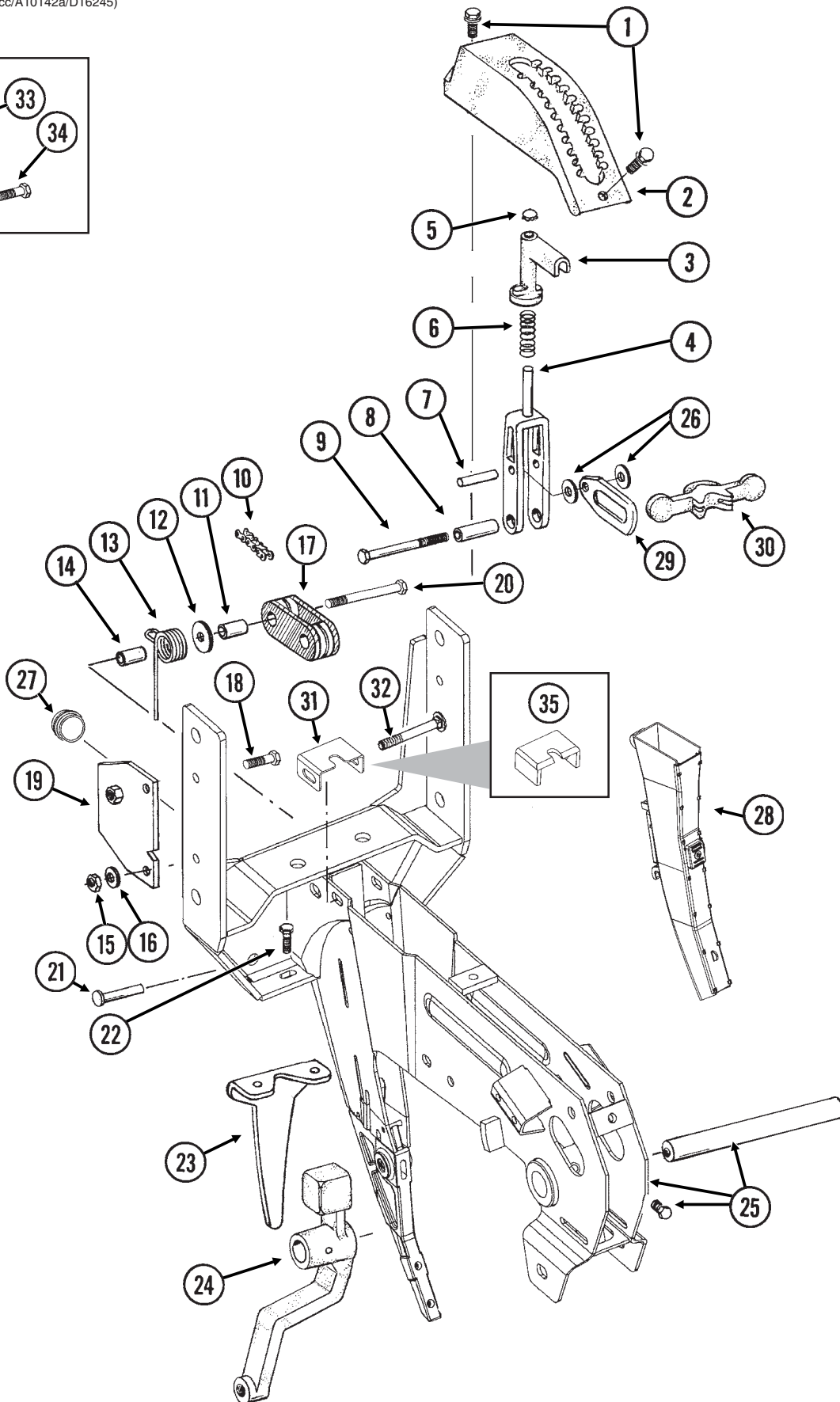
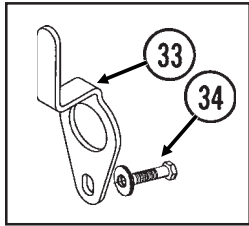


PARTS LIST INDEX

ROW UNIT	
15" Seed Opener Disc Blade/Bearing Assembly And Scrapers	P5
Coulter Mounted Residue Wheels	P26
Covering Discs/Single Press Wheel	P8
Drag Closing Attachment	P11
Frame Mounted Coulter W/Residue Wheels	P28
Gauge Wheels	P6
Granular Chemical Banding Options	P19
Granular Chemical Hopper And Hopper Panel Extension	P16
Granular Chemical Meter And Meter Drive	P18
Hopper Support And Meter Drive	P12
Parallel Arms, Mounting Support Plate And Quick Adjustable Down Force Springs	P4
Row Unit Mounted Disc Furrower	P22
Row Unit Mounted No Till Coulter	P21
Row Unit Mounted Residue Wheel	P24
Seed Hopper And Lid	P13
Seed Meter	P14
Shank Assembly, Seed Tube And Depth Adjustment	P2
Spring Tooth Incorporator	P20
"V" Closing Wheels	P10
EDGEVAC® SYSTEM	
Digital Vacuum Gauge, Analog Vacuum Gauge And Vacuum Fan Assembly	P32
Optional Flow Control Needle Valve Components	P36
Vacuum Fan Hydraulic Components	P34
Vacuum Fan Hydraulic Motor Assembly	P36
Vacuum Fan Motor Valve Block Assembly (Located Below Vacuum Fan Assembly)	P37
Vacuum Fan Mounting Brackets And Distribution Manifolds/Hoses	P38
BASE MACHINE	
Auxiliary Work Lights Package	P76
Axle And Transport/Ground Drive Wheel Assembly	P52
Center Pivot	P50
Check Valve	P71
Contact Wheel Assembly	P54
Cylinders	P63
Driveline	P56
Electrical Components	P74
Flow Control Valve	P71
Frame Lift Linkage	P48
Hitch	P40
Hitch Extensions	P44
Hydraulic System	P72
Junction Block (Located On Front Of Center Pivot)	P69
Planter Frame	P46
Row Marker Assembly	P60
Row Marker Spindle/Hub/Blade	P62
Safety Chain	P40
Seed Rate Transmission	P58
Solenoid Valves	P70
Transport Latch Post	P42
Valve Block (Located On Hitch)	P67
Valve Block (Located On Rear Center Frame)	P68
ELECTRONIC SEED MONITOR	
KPM I Electronic Seed Monitor	P78
KPM II Stack-Mode Electronic Seed Monitor	P80
KPM III Electronic Seed Monitor	P82
INTERPLANT® SYSTEM	
Interplant® Push Row Unit	P30
Interplant® Driveline	P84
FERTILIZER	
Fertilizer Openers And Mounts	P86
Liquid Fertilizer	P90
Decals, Paint And Miscellaneous	P104
Numerical Index	P107

SHANK ASSEMBLY, SEED TUBE AND DEPTH ADJUSTMENT

(D17014/METR29cc/A10142a/D16245)

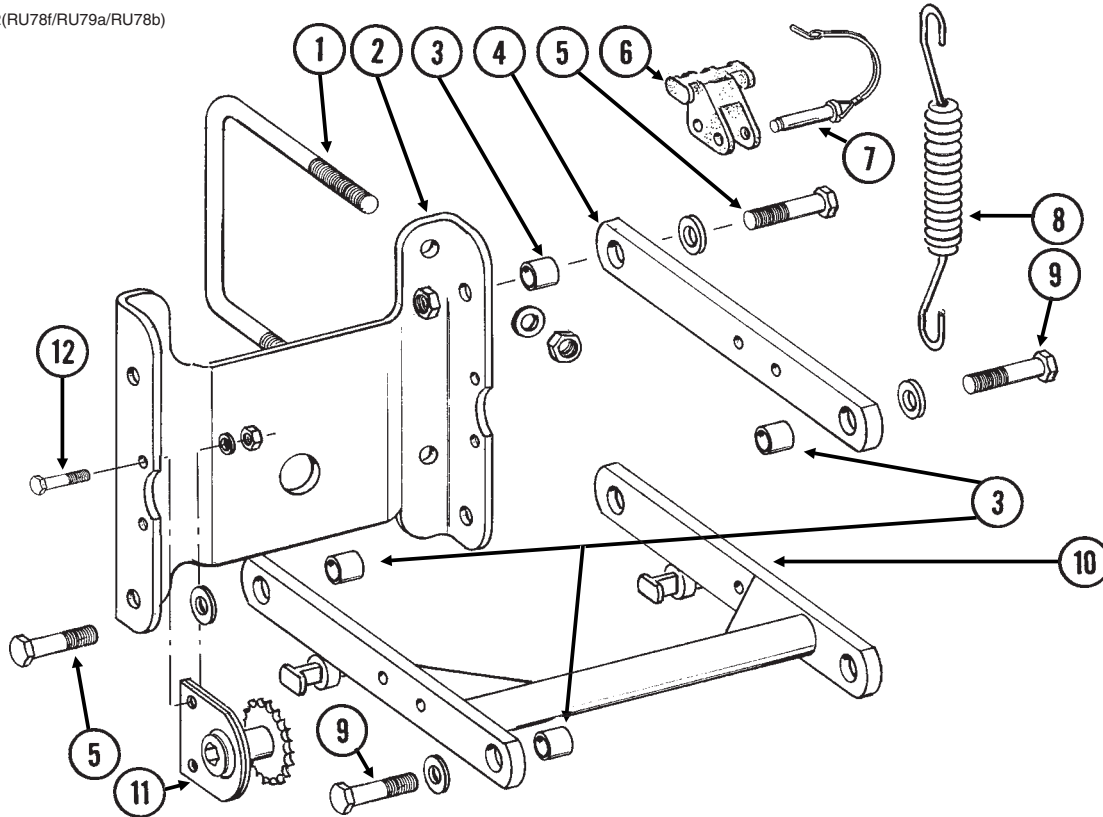


SHANK ASSEMBLY, SEED TUBE AND DEPTH ADJUSTMENT

ITEM	PART NO.	QTY. (Per Row)	DESCRIPTION
1.	G11015	2	Hex Washer Head Cap Screw, $\frac{3}{8}$ "-16 x 1 $\frac{1}{4}$ "
2.	GB0274	1	Cover, Depth Adjustment
3.	GB0266	1	Handle, Depth Adjustment
4.	GB0267	1	Lever, Depth Adjustment
5.	GD3612	1	Cap Plug
6.	GD10993	1	Spring
7.	GD13361	1	Pin, $\frac{3}{8}$ " x 1 $\frac{2}{3}$ "
8.	GD11259	1	Sleeve, $\frac{3}{8}$ " I.D. x $\frac{5}{8}$ " O.D. x 1 $\frac{25}{32}$ " Long
9.	G11008	1	Hex Head Cap Screw, $\frac{3}{8}$ "-24 x 2 $\frac{1}{2}$ ", Grade 8
	G11007	1	Lock Nut, $\frac{3}{8}$ "-24, Grade C
10.	G3303-108	1	Chain, No. 41, 108 Pitch Including Connector Link
	GR0196	1	Connector Link, No. 41
11.	GD1026	1	Sleeve, 1 $\frac{3}{16}$ " Long
12.	G10201	1	Special Washer, $\frac{3}{8}$ " x 1 $\frac{1}{2}$ " O.D.
13.	GD1065	1	Idler Spring
14.	GD7318	1	Sleeve, 1" Long
15.	G10108	1	Lock Nut, $\frac{3}{8}$ "-16
16.	G10210	1	Washer, $\frac{3}{8}$ " USS
17.	GD11962	1	Idler
18.	G10003	3	Hex Head Cap Screw, $\frac{3}{8}$ "-16 x 1 $\frac{1}{2}$ "
	G10108	3	Lock Nut, $\frac{3}{8}$ "-16
19.	GD10867	2	Stop
20.	G10326	1	Hex Head Cap Screw, $\frac{3}{8}$ "-16 x 3 $\frac{3}{4}$ "
21.	G10551	1	Clevis Pin, $\frac{1}{4}$ " x 2 $\frac{1}{2}$ "
	G10669	1	Hair Pin Clip, No. 22
22.	G10312	2	Carriage Bolt, $\frac{5}{16}$ "-18 x $\frac{3}{4}$ "
	G10620	2	Serrated Flange Nut, $\frac{5}{16}$ "-18
23.	GD1033	1	Shield
24.		-	See "Gauge Wheels", Pages P6 And P7
25.	GA10157	1	Shank W/Gauge Wheel Pivot Spindle And Set Screw
	GD11001	-	Spindle
	G10438	-	Hex Head Cap Screw, $\frac{1}{2}$ "-13 x $\frac{3}{4}$ "
26.	G10207	2	Washer, $\frac{7}{8}$ " O.D. x $\frac{13}{32}$ " I.D. x .134" (If Applicable)
27.	GD11845	1	Dust Cap
28.			See "KPM I Electronic Seed Monitor", "KPM II Stack-Mode Electronic Seed Monitors", And KPM III Electronic Seed Monitors, Pages P78-P82
29.	GB0285	1	Collar, Depth Adjustment
30.	GB0265	1	Pivot Link, Depth Adjustment
31.	GD15970	1	Sun Shade
32.	G10304	1	Carriage Bolt, $\frac{3}{8}$ "-16 x 3"
	G10108	1	Lock Nut, $\frac{3}{8}$ "-16
33.	GD17014	1	Hose Guide
34.	G10047	1	Hex Head Cap Screw, $\frac{3}{8}$ "-16 x 1 $\frac{3}{4}$ "
	G10203	2-3	Washer, $\frac{3}{8}$ " SAE
	G10108	1	Lock Nut, $\frac{3}{8}$ "-16
35.	GD16245	-	Sun Shade (Rubber)

PARALLEL ARMS, MOUNTING SUPPORT PLATE AND QUICK ADJUSTABLE DOWN FORCE SPRINGS

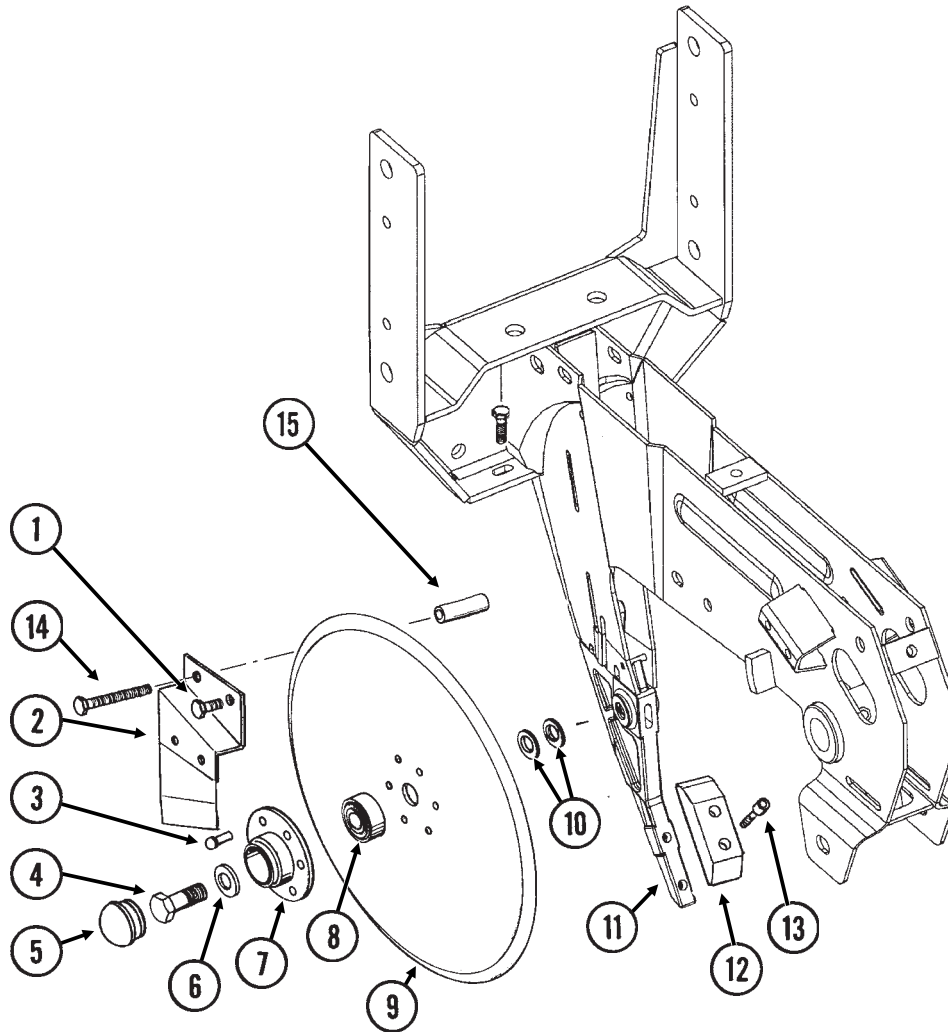
RUB021/RUB022(RU78f/RU79a/RU78b)



ITEM	PART NO.	QTY. (Per Row)	DESCRIPTION
1.	GD1113	2	U-Bolt, 5" x 7" x 5/8"-11
	G10230	4	Lock Washer, 5/8"
	G10104	4	Hex Nut, 5/8"-11
2.	GD10036	1	Mounting Support Plate
3.	GB0218	4	Bushing, 2 1/32" I.D. x 7/8" O.D. x 19/32" Long
4.	GD11422	2	Upper Parallel Arm
5.	G10732	4	Hex Head Cap Screw, 5/8"-18 x 2"
	GD7805	4	Special Washer, 5/8", Hardened
	G10412	4	Lock Nut, 5/8"-18
6.	GB0186	2	Spring Anchor
7.	GD14217	2	Tab Lock Pin, 7/16" x 1 1/2"
8.	GD8249	2-4	Spring
9.		-	See "Hopper Support And Meter Drive", Page P12
10.	GA5651	1	Lower Parallel Arm
11.	GA1720	1	Bearing/Sprocket, 7/8" Hex Bore
12.	G10001	2	Hex Head Cap Screw, 3/8"-16 x 1"
	G10229	2	Lock Washer, 3/8"
	G10101	2	Hex Nut, 3/8"-16
A.	G6325X	-	U-Bolt Package For 5" x 7" Toolbar, Includes: (2) GD1114, (4) G10230, (4) G10104

15" SEED OPENER DISC BLADE/BEARING ASSEMBLY AND SCRAPERS

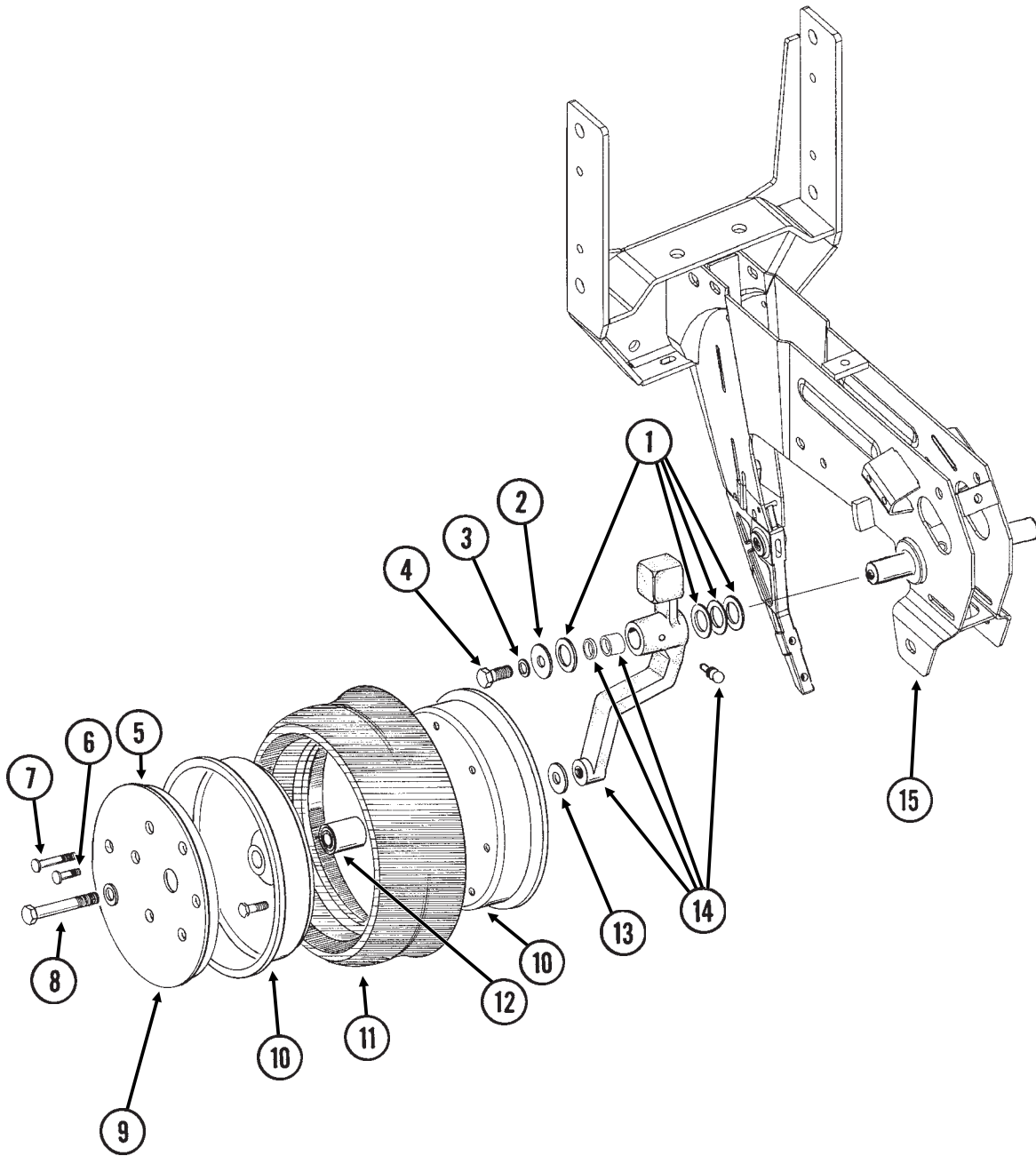
(RU139)



ITEM	PART NO.	QTY. (Per Row)	DESCRIPTION
1.	G10328	2	Hex Head Cap Screw, $\frac{3}{8}$ "-16 x $\frac{5}{8}$ "
	G10622	2	Serrated Flange Nut, $\frac{3}{8}$ "-16
2.	GA2012R	1	Disc Scraper, R.H.
	GA2012L	-	Disc Scraper, L.H. (Shown)
3.	G10427	12	Rivet, $\frac{1}{4}$ " x $\frac{1}{2}$ "
4.	GD11017	1	Special Hex Head Cap Screw, $\frac{5}{8}$ "-11 x $1 \frac{1}{2}$ ", L.H. Threads
	G10007	1	Hex Head Cap Screw, $\frac{5}{8}$ "-11 x $1 \frac{1}{2}$ "
5.	GD11845	2	Dust Cap
6.	G10204	2	Special Machine Bushing, $\frac{5}{8}$ " x 1" O.D.
7.	GD10473	2	Bearing Housing
8.	GA2014	2	Bearing
9.	GD11306	2	Disc Blade, 3.5 mm x 15"
10.	G10213	-	Machine Bushing, $\frac{5}{8}$ " (.030" Thick)(As Required)
11.		-	See "Shank Assembly", Pages P2 And P3
12.	GB0301	1	Seed Tube Guard/Inner Scraper
13.	G10912	2	Hex Socket Head Cap Screw, $\frac{5}{16}$ "-18 x 1", Grade 8
14.	G10325	1	Hex Head Cap Screw, $\frac{3}{8}$ "-16 x $2 \frac{3}{4}$ "
	G10622	1	Serrated Flange Nut, $\frac{3}{8}$ "-16
15.	GD11259	1	Sleeve, $\frac{3}{8}$ " I.D. x $\frac{5}{8}$ " O.D. x $1 \frac{25}{32}$ " Long
A.	GA8324	-	Disc Blade/Bearing Assembly, Less Dust Cap (Items 3 And 7-9)

GAUGE WHEELS

(RU140)



GAUGE WHEELS

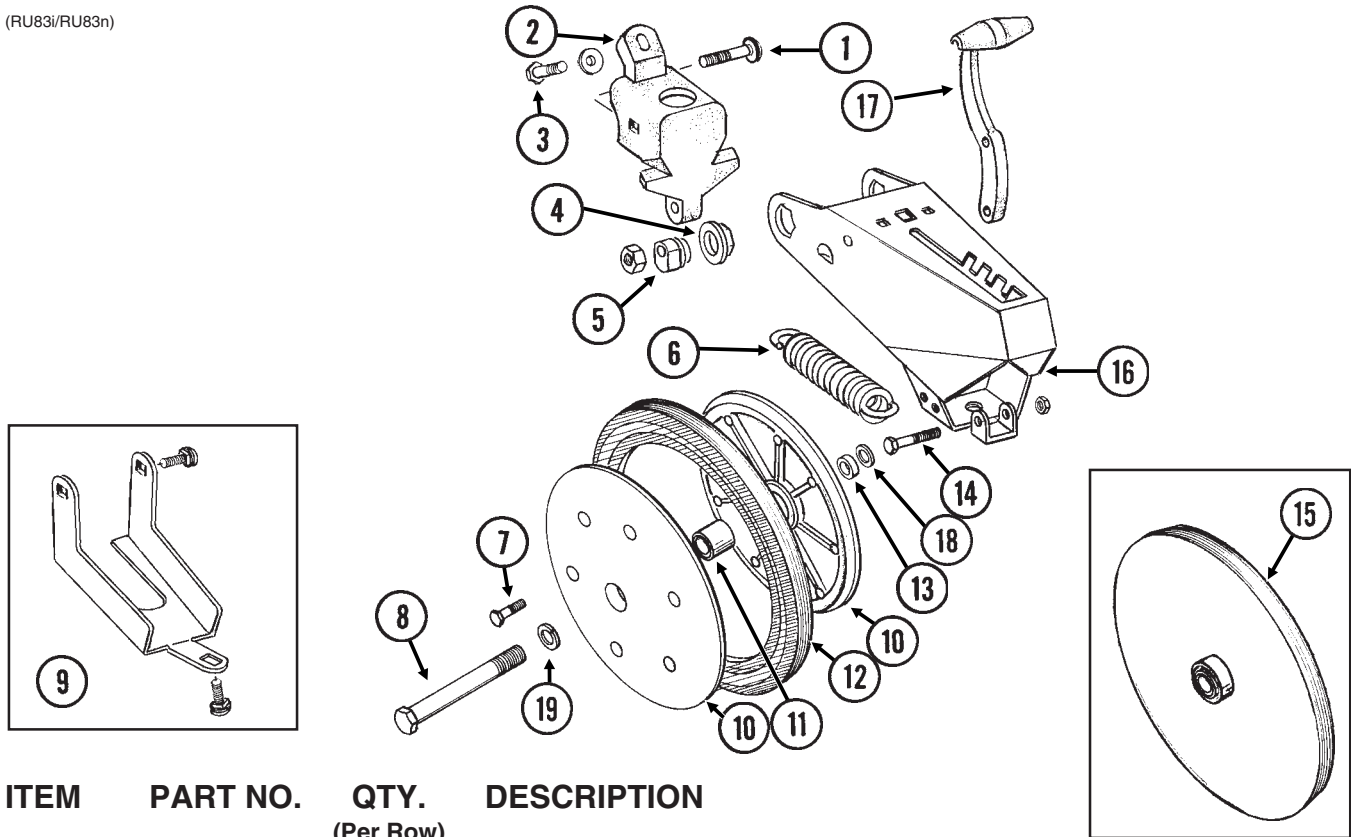
ITEM	PART NO.	QTY. (Per Row)	DESCRIPTION
1.	G10940	-	Machine Bushing, 1" (.048" Thick)
2.	G10216	2	Washer, 1/2" USS
3.	G10228	2	Lock Washer, 1/2"
4.	G10014	1	Hex Head Cap Screw, 1/2"-13 x 1"
5.	GD11453	2	Cover
6.	G10338	12	Carriage Bolt, 5/16"-18 x 1 1/4"
	G10620	12	Serrated Flange Nut, 5/16"-18
7.	G10924	8	Carriage Bolt, 5/16"-18 x 1 3/4"
	G10620	8	Serrated Flange Nut, 5/16"-18
8.	G10010	2	Hex Head Cap Screw, 5/8"-11 x 3"
	G10230	2	Lock Washer, 5/8"
9.	G10018	14	Hex Head Cap Screw, 5/16"-18 x 5/8"
	G10109	14	Lock Nut, 5/16"-18, Grade 8
10.	GD11423	4	Half Wheel
11.	GD1086	2	Tire
12.	GA6171	2	Bearing
13.	G10204	2	Special Machine Bushing, 5/8" x 1" O.D.
14.	GA7975	1	Wheel Arm W/Grease Fitting, Bushings And Seals, L.H. (Shown)
	GA7976	1	Wheel Arm W/Grease Fitting, Bushings And Seals, R.H.
	G10640	1	Grease Fitting, 1/4"-28 (Per Arm)
	GB0276	2	Bushing, 1" I.D. x 1 1/4" O.D. x 1" Long (Per Arm)
	GD10991	2	Seal (Per Arm)
15.		-	See "Shank Assembly", Pages P2 And P3
A.	GA7949	-	Gauge Wheel Complete (Items 5-7 And 9-12)
B.	G1K296	-	Gauge Wheel Arm Bushing And Seal Driver Kit, Includes: (1) Seal Driver, (1) Bushing Driver, (1) Instruction

COVERING DISCS/SINGLE PRESS WHEEL

ITEM	PART NO.	QTY. (Per Row)	DESCRIPTION
1.	G10001	1	Hex Head Cap Screw, $\frac{3}{8}$ "-16 x 1"
	G10210	1	Washer, $\frac{3}{8}$ " USS
2.	GB0268	1	Wheel Arm Stop
3.	G10801	2	Carriage Bolt, $\frac{1}{2}$ "-13 x 2 $\frac{1}{4}$ "
	G10315	-	Carriage Bolt, $\frac{1}{2}$ "-13 x 2 $\frac{1}{2}$ " (Used W/Straight Drop In-Furrow Granular Chemical Bracket)
	G10102	2	Hex Nut, $\frac{1}{2}$ "-13
4.	GA2054	1	Spring
5.	GB0239	2	Eccentric Bushing
6.	G10102	1	Hex Nut, $\frac{1}{2}$ "-13
7.	G10015	1	Adjusting Bolt, $\frac{1}{2}$ "-13 x 5"
8.	GA6619	1	Mounting Arm
9.	G10463	2	Cotter Pin, $\frac{1}{4}$ " x 1 $\frac{1}{2}$ "
10.	G10171	4	Hex Head Cap Screw, $\frac{5}{16}$ "-18 x 1 $\frac{1}{4}$ "
	G10232	4	Lock Washer, $\frac{5}{16}$ "
	G10106	4	Hex Nut, $\frac{5}{16}$ "-18
11.	GA6620	2	Bracket
12.	GA6618	2	Mount
13.	G10303	2	Carriage Bolt, $\frac{5}{16}$ "-18 x 1"
	G10219	2	Washer, $\frac{5}{16}$ " USS
	G10232	2	Lock Washer, $\frac{5}{16}$ "
	G10106	2	Hex Nut, $\frac{5}{16}$ "-18
14.	G10107	3	Lock Nut, $\frac{5}{8}$ "-11
15.	GD1109	2	Bushing, $\frac{41}{64}$ " I.D. x $\frac{7}{8}$ " O.D. x $\frac{1}{4}$ " Long
16.	GD9290	2	Disc Blade, 8"
17.	G10018	7	Hex Head Cap Screw, $\frac{5}{16}$ "-18 x $\frac{5}{8}$ "
	G10109	7	Lock Nut, $\frac{5}{16}$ "-18, Grade 8
18.	G10152	1	Hex Head Cap Screw, $\frac{5}{8}$ "-11 x 9"
19.	GD3180-12	2	Sleeve, $\frac{5}{8}$ " I.D. x $\frac{7}{8}$ " O.D. x 2 $\frac{7}{8}$ " Long
20.	GD9562	2	Half Wheel
21.	GA6171	1	Bearing
22.	GD9305	1	Tire
23.	GA2014	2	Bearing
24.	GD10473	2	Bearing Housing
25.	G10427	12	Rivet, $\frac{1}{4}$ " x $\frac{1}{2}$ "
26.	G10006	2	Hex Head Cap Screw, $\frac{5}{8}$ "-11 x 2 $\frac{1}{4}$ "
27.	GD11845	2	Dust Cap
A.	GA6733	-	Single Press Wheel Complete W/Bearing (Items 17 And 20-22)
B.	GA6801	-	Covering Disc Blade Complete W/Bearing (Items 16 And 23-25)

"V" CLOSING WHEELS

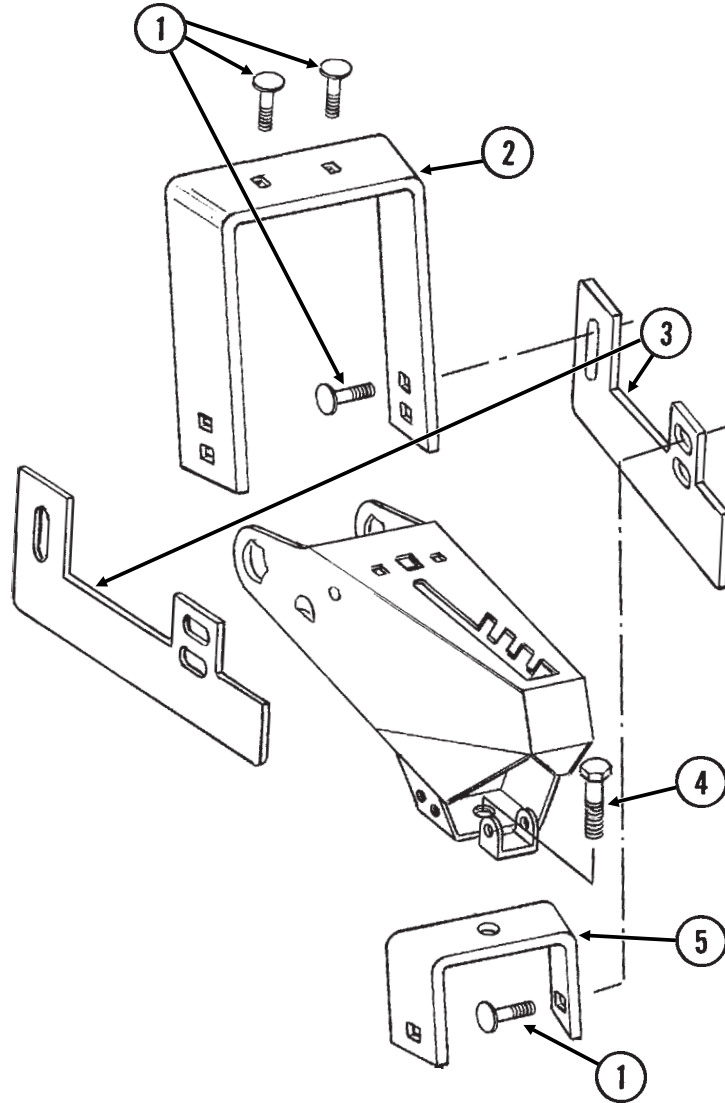
(RU83i/RU83n)



ITEM	PART NO.	QTY. (Per Row)	DESCRIPTION
1.	G10801	2	Carriage Bolt, 1/2"-13 x 2 1/4"
	G10315	-	Carriage Bolt, 1/2"-13 x 2 1/2" (Used W/Straight Drop In-Furrow Granular Chemical Bracket)
	G10111	2	Lock Nut, 1/2"-13
2.	GB0268	1	Wheel Arm Stop
3.	G10001	1	Hex Head Cap Screw, 3/8"-16 x 1"
	G10210	1	Washer, 3/8" USS
4.	GB0282	2	Stepped Bushing
5.	GB0239	2	Eccentric Bushing
6.	GD8460	1	Spring
7.	G10064	6	Hex Head Cap Screw, 1/4"-20 x 1"
8.	G10013	2	Hex Head Cap Screw, 5/8"-11 x 3 1/2"
	G10107	2	Lock Nut, 5/8"-11
9.	G1K345	-	Closing Wheel Shield Kit W/Hardware And Instruction
	G10308	2	Carriage Bolt, 3/8"-16 x 3/4"
	G10599	1	Carriage Bolt, 3/8"-16 x 1 1/4"
	G10210	1	Washer, 3/8" USS
	G10229	3	Lock Washer, 3/8"
	G10101	3	Hex Nut, 3/8"-16
10.	GD9120	4	Nylon Half Wheel
11.	GA6171	2	Bearing
12.	GD1085	2	Rubber Tire, 1" x 12"
13.	GD1109	2	Bushing, 41/64" I.D. x 7/8" O.D. x 1/4" Long
14.	G10133	1	Hex Head Cap Screw, 5/16"-18 x 1 1/2"
	G10109	1	Lock Nut, 5/16"-18, Grade 8
15.	GA6597	-	Cast Iron Closing Wheel W/Bearing
	GA6171	-	Bearing
16.	GA8322	1	Arm
17.	GB0254	1	Lever
18.	GD7805	2	Special Washer, 5/8", Hardened
19.	G10230	2	Lock Washer, 5/8"
A.	GA6434	-	Rubber Closing Wheel Complete W/Bearing (Items 7 And 10-12)

DRAG CLOSING ATTACHMENT

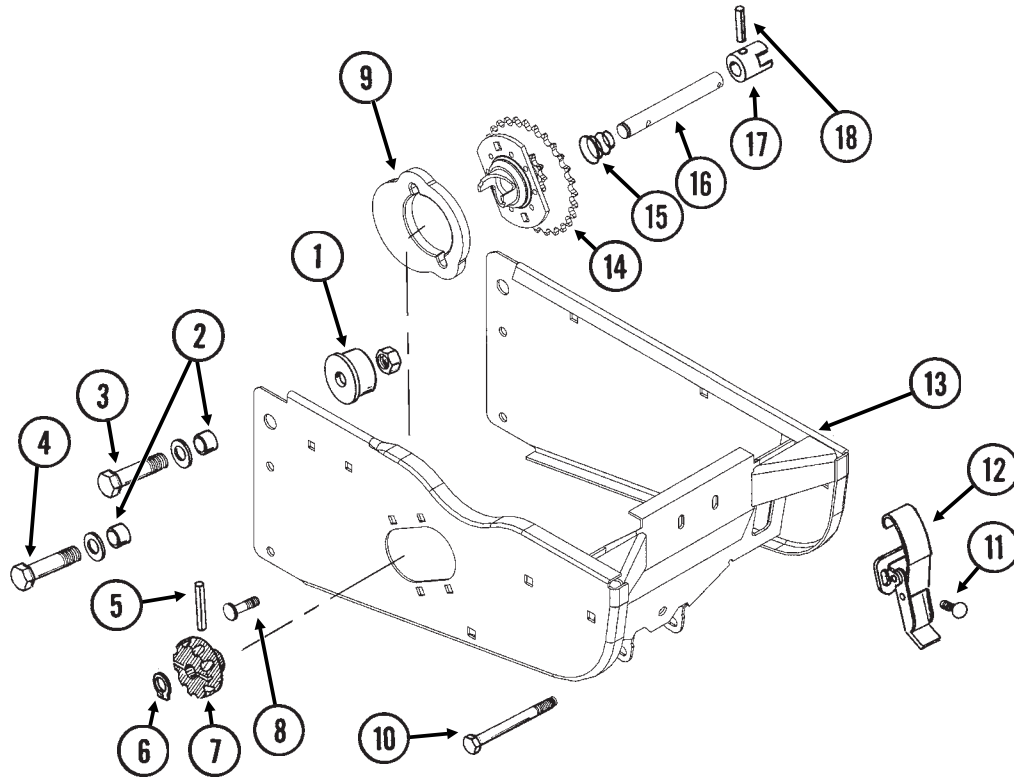
RUB050(RU90c)



ITEM	PART NO.	QTY.	DESCRIPTION
		(Per Row)	
1.	G10599	6	Carriage Bolt, $\frac{3}{8}$ "-16 x 1 $\frac{1}{4}$ "
	G10210	6	Washer, $\frac{3}{8}$ " USS
	G10229	6	Lock Washer, $\frac{3}{8}$ "
	G10101	6	Hex Nut, $\frac{3}{8}$ "-16
2.	GD11508	1	Front Bracket
3.	GD11313	2	Blade
4.	G10007	1	Hex Head Cap Screw, $\frac{5}{8}$ "-11 x 1 $\frac{1}{2}$ "
	G10230	1	Lock Washer, $\frac{5}{8}$ "
	G10104	1	Hex Nut, $\frac{5}{8}$ "-11
5.	GD11509	1	Rear Bracket
A.	G7566X	-	Drag Closing Attachment Complete (Items 1-5)

HOPPER SUPPORT AND METER DRIVE

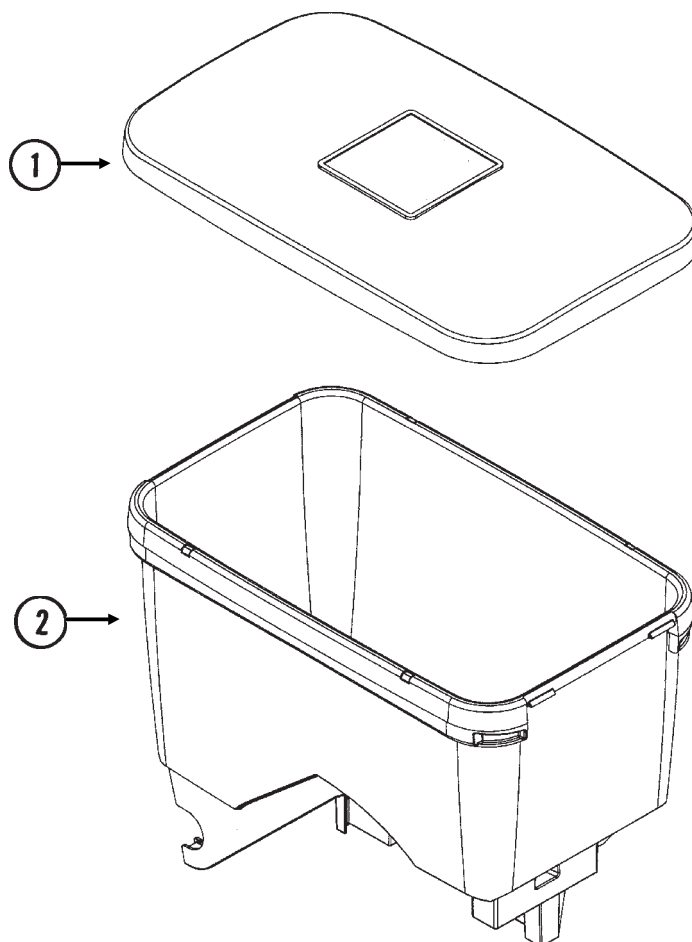
(METR72)



ITEM	PART NO.	QTY. (Per Row)	DESCRIPTION
1.	GB0314	2	Hopper Mount
2.	GB0218	4	Bushing, $2\frac{1}{32}$ " I.D. x $\frac{7}{8}$ " O.D. x $\frac{19}{32}$ " Long
3.	G10752	2	Hex Head Cap Screw, $\frac{5}{8}$ "-18 x 2 $\frac{1}{4}$ "
	GD7805	2	Special Washer, $\frac{5}{8}$ ", Hardened
	G10412	2	Lock Nut, $\frac{5}{8}$ "-18
4.	G10751	2	Hex Head Cap Screw, $\frac{5}{8}$ "-18 x 1 $\frac{3}{4}$ "
	GD7805	2	Special Washer, $\frac{5}{8}$ ", Hardened
	G10412	2	Lock Nut, $\frac{5}{8}$ "-18
5.	G10602	1	Spring Pin, $\frac{1}{4}$ " x 1 $\frac{1}{2}$ "
6.	G10567	1	External Retaining Ring, $\frac{5}{8}$ "
7.	GD11239	1	Knob
8.	G10338	2	Carriage Bolt, $\frac{5}{16}$ "-18 x 1 $\frac{1}{4}$ "
	G10620	2	Serrated Flange Nut, $\frac{5}{16}$ "-18
9.	GB0331	1	Clutch Adapter Plate
10.	G10061	1	Hex Head Cap Screw, $\frac{3}{8}$ "-16 x 3 $\frac{1}{2}$ "
	G10210	2	Washer, $\frac{3}{8}$ " USS
	G10108	1	Lock Nut, $\frac{3}{8}$ "-16
11.	G10309	2	Carriage Bolt, $\frac{1}{4}$ "-20 x $\frac{5}{8}$ ", Grade 2
	G10621	2	Serrated Flange Nut, $\frac{1}{4}$ "-20
12.	GA2007	1	Hopper Hold Down Latch
13.	GA10155	1	Hopper Support
14.	GA12143	1	Double Sprocket And Bearing, Drive Clutch, 11/28 Tooth
15.	GD11413	1	Spring
16.	GD15747	1	Shaft
17.	GB0278	1	Coupler
18.	G10546	1	Spring Pin, $\frac{3}{16}$ " x 1 $\frac{1}{4}$ "
A.	GA12144	-	Meter Drive Assembly, 11/28 Tooth (Items 5-7 And 14-18)

SEED HOPPER AND LID

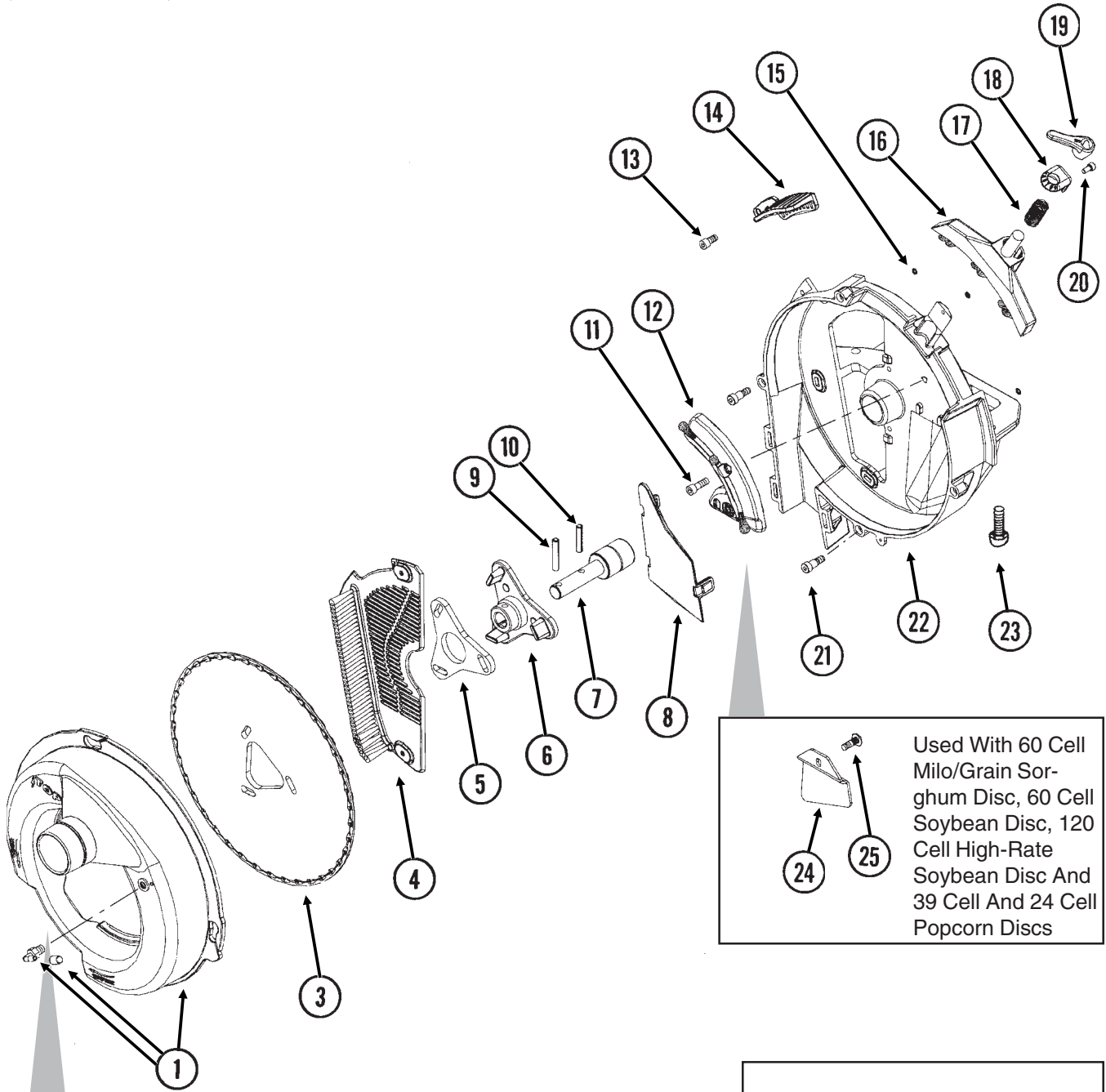
(METR12)



ITEM	PART NO.	QTY.	DESCRIPTION
1.	GD11279	1	Lid
2.	GA10634	1	Seed Hopper

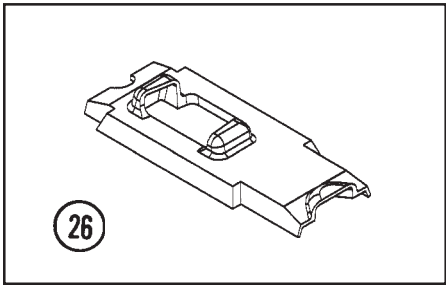
SEED METER

(METR69/METR65/A12133)



Used With 60 Cell Milo/Grain Sorghum Disc, 60 Cell Soybean Disc, 120 Cell High-Rate Soybean Disc And 39 Cell And 24 Cell Popcorn Discs

	<p>2 Used With 60 Cell Milo/Grain Sorghum Disc</p>
	<p>27 Used With 20 Cell Hill-Drop Acid-Delinted Cotton Disc And 54 Cell Acid-Delinted Cotton/ Small Dry Edible Bean Disc</p>

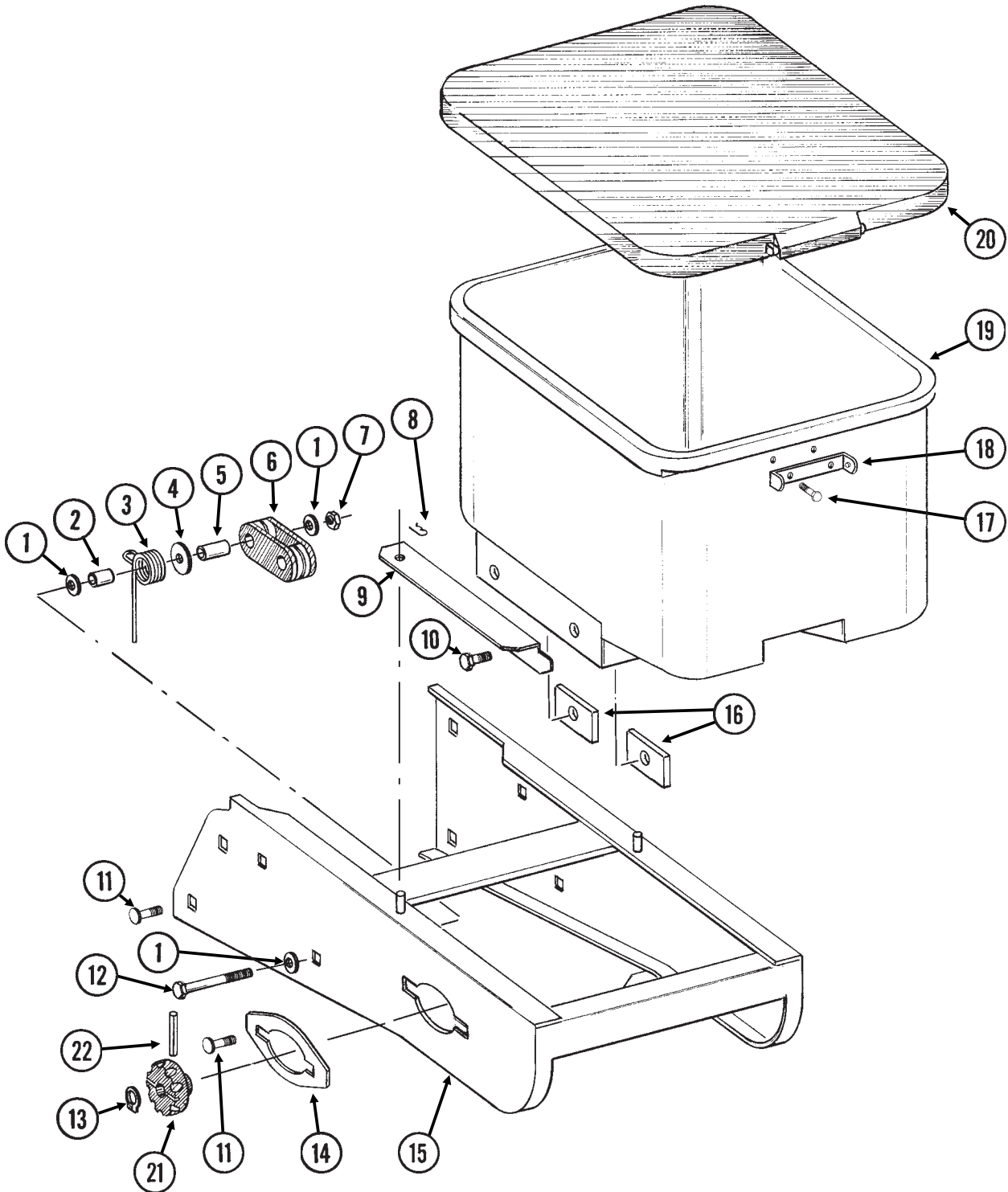


SEED METER

ITEM	PART NO.	QTY.	DESCRIPTION
1.	GA11911	1	Vacuum Cover W/Elbow And Cap
	GD17099	-	³ / ₁₆ " Hose Barb Elbow
	GD17152	-	Cap
2.	GA12133	1	Cleanout Brush (Used With 60 Cell Milo/Grain Sorghum Disc)
3.	GD17049	-	Seed Disc, Corn/Popcorn, 39 Cell, Light Blue Color-Coded
	GD17048	-	Seed Disc, Low-Rate Corn/Popcorn, 24 Cell, Light Green Color-Coded
	GD14467	-	Seed Disc, Soybean, 60 Cell, Black Color-Coded
	GD14468	-	Seed Disc, High-Rate Soybean, 120 Cell, Dark Blue Color-Coded
	GD17050	-	Seed Disc, Milo/Grain Sorghum, 60 Cell, Yellow Color-Coded
	GD17187	-	Seed Disc, Hill-Drop Cotton, Acid-Delinted, 20 Cell (3 Seeds Per Cell), Brown Color-Coded
	GD17186	-	Seed Disc, Cotton, Acid-Delinted/Small Dry Edible Bean, 54 Cell, Dark Green Color-Coded
	GD14477	-	Seed Disc, Large Dry Edible Bean, 54 Cell, Tan Color-Coded
4.	GD17028	1	Wall Brush/Vent
5.	GD17021	1	Foam Spacer
6.	GB0328	1	Mount
7.	GA5698	1	Bearing
8.	GD14541	1	Discharge Cover
9.	G10602	1	Spring Pin, ¹ / ₄ " x 1 ¹ / ₂ "
10.	G10603	1	Spring Pin, ¹ / ₄ " x 1 ¹ / ₄ "
11.	G11213	1	Hex Socket Head Cap Screw, ¹ / ₄ "-20 x ³ / ₄ "
12.	GA11935	1	Crowder Brush
13.	G10260	1	Hex Socket Head Cap Screw, ¹ / ₄ "-20 x ¹ / ₂ "
14.	GD17047	1	Air Inlet Screen
15.	GD17162	3	Push Nut, ¹ / ₈ " I.D.
16.	GA10755	1	Singulator Brush
17.	GD14592	1	Spring
18.	GB0358	1	Cap
19.	GD15663	1	Brush Adjustment Lever
20.	G11173	1	Hex Socket Head Cap Screw, No. 10-24 x ³ / ₈ ", Stainless Steel
21.	G11172	4	Hex Socket Head Shoulder Screw, ¹ / ₄ "-20 x ³ / ₈ ", Stainless Steel
22.	GB0319	1	Housing
23.	G11009	2	Locking Thumbscrew, ⁵ / ₁₆ "-18 x ³ / ₄ "
24.	GD17104	1	Seed Baffle (Used With 60 Cell Milo/Grain Sorghum Disc, 60 Cell Soybean Disc, 120 Cell High-Rate Soybean Disc And 39 Cell And 24 Cell Popcorn Discs)
25.	G11210	1	Rib Neck Bolt, ¹ / ₄ "-20 x ³ / ₄ "
	G10323	1	Hex Flange Nut, ¹ / ₄ "-20, No Serration
26.	GD15700	1	Shank Cover, EdgeVac® Meter
27.	GA12154	-	Cleanout Brush W/Ball-Type Ejector (Used With 20 Cell Hill-Drop Acid-Delinted Cotton Disc And 54 Cell Acid-Delinted Cotton/Small Dry Edible Bean Disc)

GRANULAR CHEMICAL HOPPER AND HOPPER PANEL EXTENSION

(METR14d)

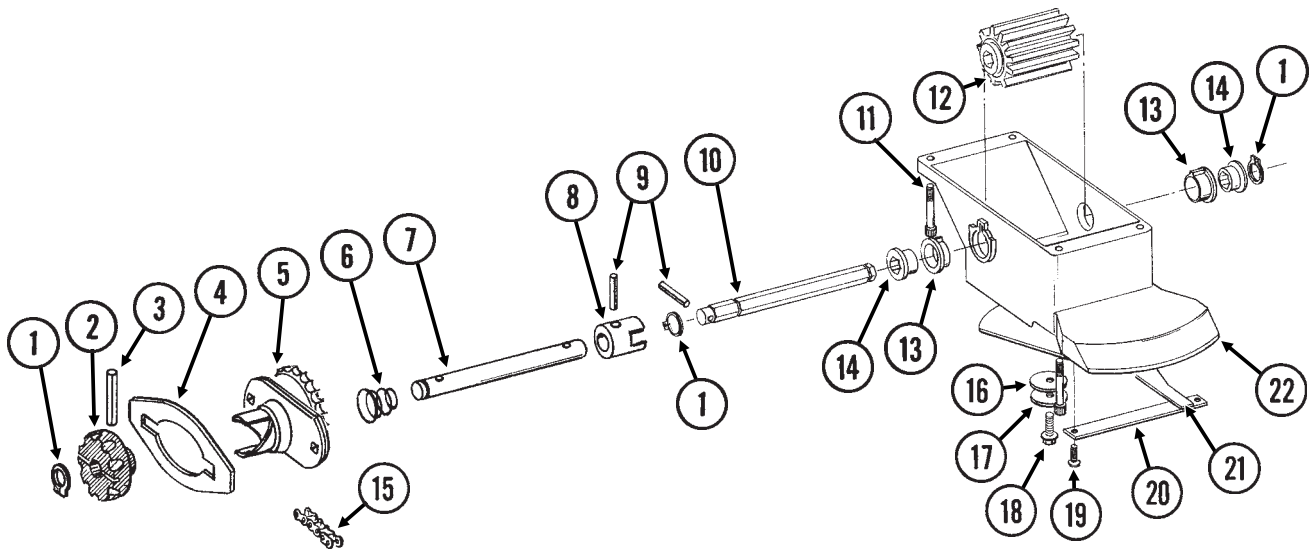


GRANULAR CHEMICAL HOPPER AND HOPPER PANEL EXTENSION

ITEM	PART NO.	QTY. (Per Row)	DESCRIPTION
1.	G10210	3	Washer, $\frac{3}{8}$ " USS
2.	GD2971-10	1	Sleeve, $\frac{9}{16}$ " Long
3.	GD11219	1	Spring
4.	G10201	1	Special Washer, $\frac{3}{8}$ " x 1 $\frac{1}{2}$ " O.D.
5.	GD1026	1	Sleeve, 1 $\frac{3}{16}$ " Long
6.	GD11962	1	Idler
7.	G10108	1	Lock Nut, $\frac{3}{8}$ "-16
8.	G10670	2	Hair Pin Clip, No. 3
9.	GD1059L	1	Support, L.H. (Shown)
	GD1059R	1	Support, R.H.
10.	G10002	4	Hex Head Cap Screw, $\frac{3}{8}$ "-16 x $\frac{3}{4}$ "
	G10229	4	Lock Washer, $\frac{3}{8}$ "
11.	G10312	8	Carriage Bolt, $\frac{5}{16}$ "-18 x $\frac{3}{4}$ "
	G10620	8	Serrated Flange Nut, $\frac{5}{16}$ "-18
12.	G10325	1	Hex Head Cap Screw, $\frac{3}{8}$ "-16 x 2 $\frac{3}{4}$ "
13.	G10567	3	External Retaining Ring, $\frac{5}{8}$ "
14.	GD11305	1	Plate
15.	A10759	1	Hopper Panel Extension (Non-Stock Item) (Sub Wholegoods Order Code 700-01099)
16.	GD11424	4	Block
17.	G10023	2	Hex Head Cap Screw, $\frac{1}{4}$ "-20 x $\frac{3}{4}$ "
	G10621	2	Serrated Flange Nut, $\frac{1}{4}$ "-20
18.	GD1060	1	Hinge
19.	GA8371	1	Hopper
20.	GA4444	1	Lid
21.	GD11239	1	Knob
22.	G10602	1	Spring Pin, $\frac{1}{4}$ " x 1 $\frac{1}{2}$ "

GRANULAR CHEMICAL METER AND METER DRIVE

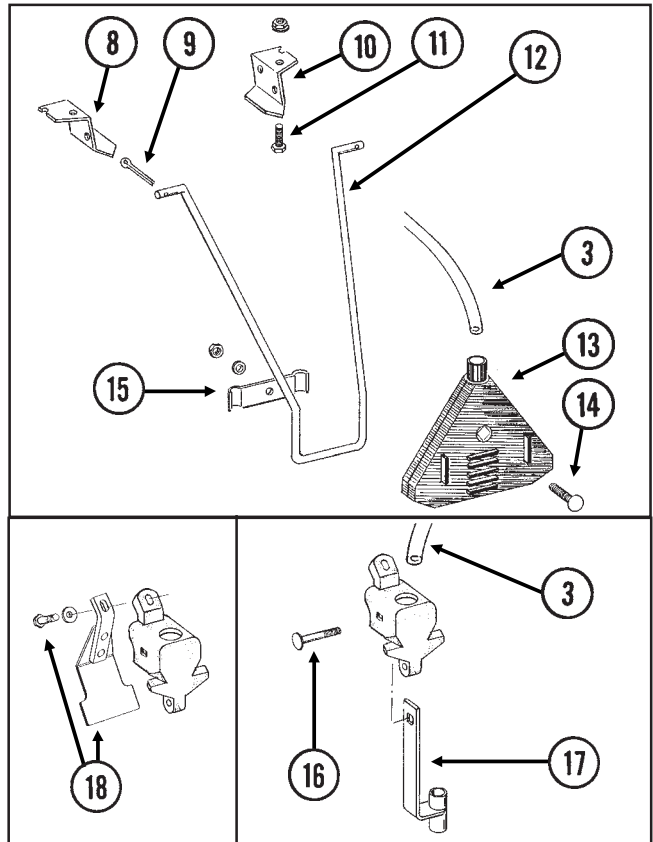
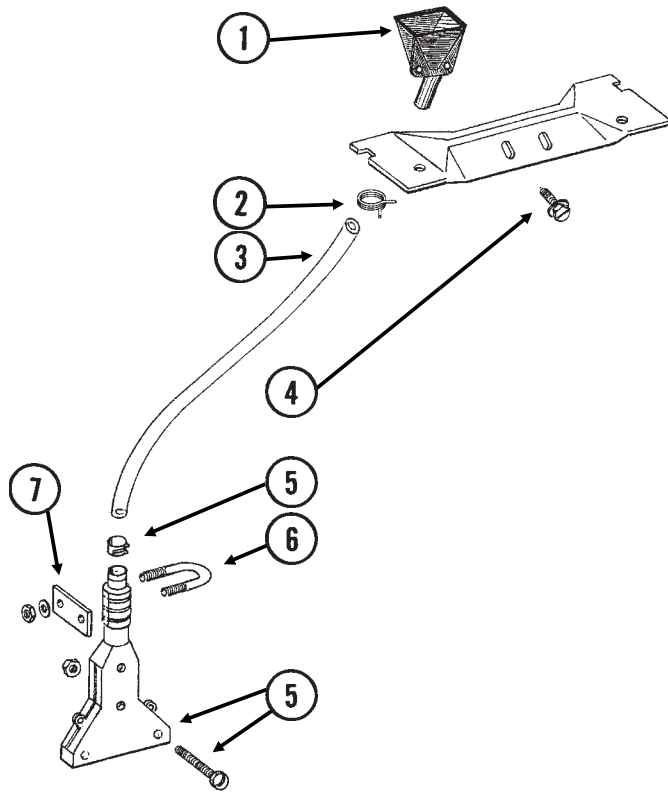
RUA051/RUB028(RU91a)



ITEM	PART NO.	QTY. (Per Row)	DESCRIPTION
1.	G10567	3	External Retaining Ring, $\frac{5}{8}$ "
2.	GD11239	1	Knob
3.	G10602	1	Spring Pin, $\frac{1}{4}$ " x $1\frac{1}{2}$ "
4.		-	See "Granular Chemical Hopper And Hopper Panel Extension", Pages P16 And P17
5.	GA8364	1	Sprocket And Bearing, Drive Clutch, 24 Tooth
6.	GD11413	1	Spring
7.	GD11240	1	Shaft
8.	GB0278	1	Coupler
9.	G10546	2	Spring Pin, $\frac{3}{16}$ " x $1\frac{1}{4}$ "
10.	GD11297	1	Shaft
11.	G10921	4	Hex Socket Head Cap Screw, No. 10-24 x $\frac{7}{8}$ "
	G10257	4	Lock Washer, No. 10
12.	GD7148	1	Feed Roller, Hex Bore
13.	GB0115	2	Bearing
14.	GD7258	2	Hex Bushing
15.	G3303-108	1	Chain, No. 41, 108 Pitch Including Connector Link
	GR0196	1	Connector Link, No. 41
16.	G10660	1	Wave Washer, $\frac{1}{2}$ "
17.	G10209	1	Washer, $\frac{1}{4}$ " USS
18.	G10570	1	Slotted Hex Self-Tapping Screw, $\frac{1}{4}$ "-20 x $\frac{3}{4}$ "
19.	G11073	2	Slotted Hex Self-Tapping Screw, No. 10 x $\frac{3}{8}$ "
20.	GD1061	1	Support Strap
21.	GD1063	1	Metering Gate
22.	GB0116	1	Granular Housing
A.	GA8326	-	Granular Chemical Meter Complete (Items 1, 9, 10, 12-14 And 16-22)

GRANULAR CHEMICAL BANDING OPTIONS

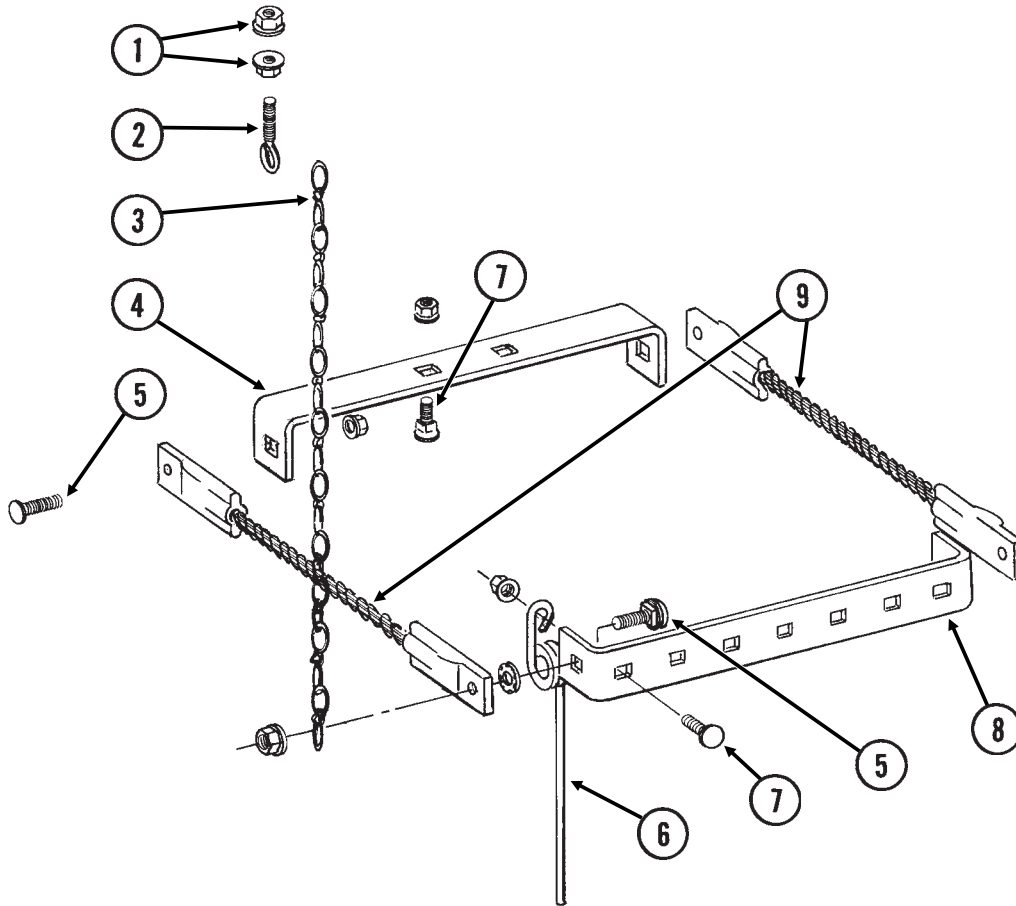
RUA061/RUA073(RU101mm/RU83m)



ITEM	PART NO.	QTY.	DESCRIPTION
1.	GD2423	1	Funnel
2.	G11209	1	Wire Hose Clamp, 3/4"
3.	GD2947	1	Hose, 7/16" x 28"
4.	G10523	2	Slotted Pan Head Self-Tapping Screw, No. 10 x 1/2"
5.	GA6907	1	Slope-Compensating Bander W/Hardware (4 1/2" Band Width)
	G10864	1	Uni-Clamp
	G10757	2	Pan Head Screw, No. 10-32 x 1 1/4"
	G10758	2	Hex Nut, No. 10-32
6.	GD10963	1	U-Bolt, 1 1/2" x 1 5/16" x 1/4"-20
	G10209	2	Washer, 1/4" USS
	G10110	2	Lock Nut, 1/4"-20, Grade B
7.	GD10984	1	Spacer
8.	GD1115L	-	Hanger Bracket, L.H.
9.	G10452	-	Cotter Pin, 1/8" x 1/2"
10.	GD1115R	-	Hanger Bracket, R.H.
11.	G10310	-	Carriage Bolt, 1/4"-20 x 3/4", Grade 2
	G10227	-	Lock Washer, 1/4"
	G10103	-	Hex Nut, 1/4"-20
12.	GD1116	-	Hanger
13.	GA2075	-	Diffuser, 14" Band
14.	G10306	-	Carriage Bolt, 3/8"-16 x 2"
	G10229	-	Lock Washer, 3/8"
	G10101	-	Hex Nut, 3/8"-16
15.	GD1118	-	Clamp
16.	G10315	1	Carriage Bolt, 1/2"-13 x 2 1/2" (Replaces Existing 1/2" x 2 1/4" Hardware)
17.	GA6741	1	Bracket (Straight Drop In-Furrow)
18.	G1K385	-	Bander Shield Kit W/Hardware And Instruction
	G10003	1	Hex Head Cap Screw, 3/8"-16 x 1 1/2"
	GD14659	1	Special Washer, 3/8", Hardened

SPRING TOOTH INCORPORATOR

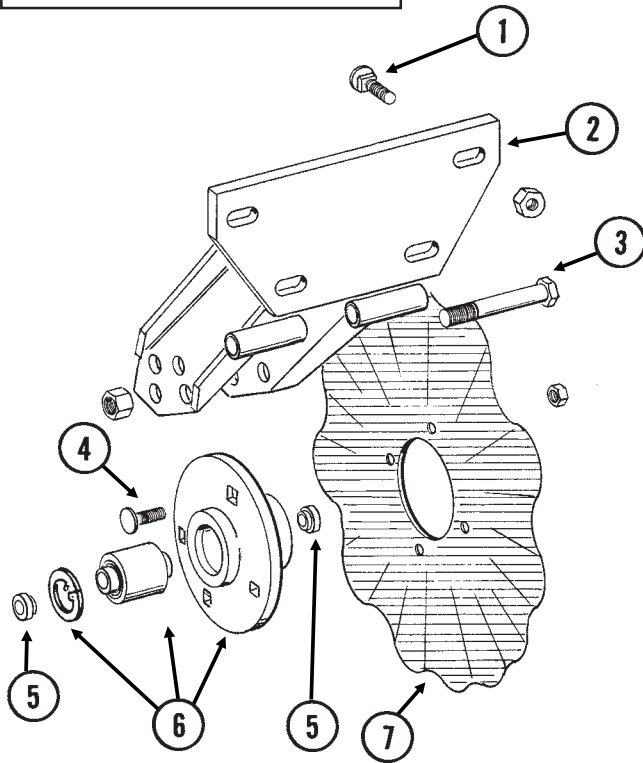
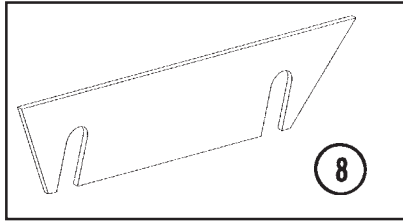
RUA055(RU95)



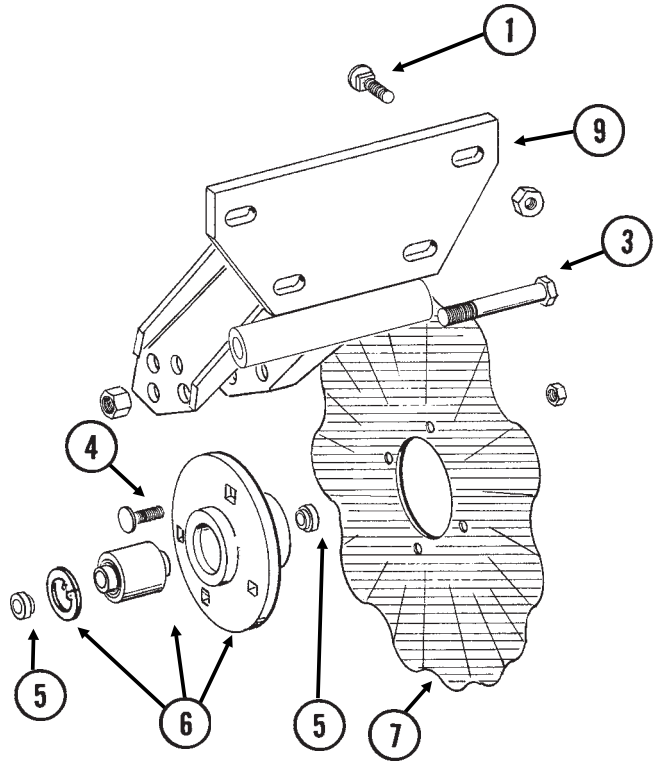
ITEM	PART NO.	QTY. (Per Row)	DESCRIPTION
1.	G10621	4	Serrated Flange Nut, 1/4"-20
2.	GD2460	2	Eyebolt, 1/4"-20
3.	G3305-01	4	Twin Loop Chain, 9 Links
4.	GD1143	1	Front Bracket
5.	G10305	4	Carriage Bolt, 3/8"-16 x 1"
	G10529	4	External Tooth Lock Washer, 3/8"
	G10622	4	Serrated Flange Nut, 3/8"-16
6.	GD1145	7	Spring Tooth
7.	G10308	9	Carriage Bolt, 3/8"-16 x 3/4"
	G10622	9	Serrated Flange Nut, 3/8"-16
8.	GD1144	1	Rear Bracket
9.	GA2094	2	Cable Assembly

ROW UNIT MOUNTED NO TILL COULTER

(D14398/RU102c/RU152)



STYLE A

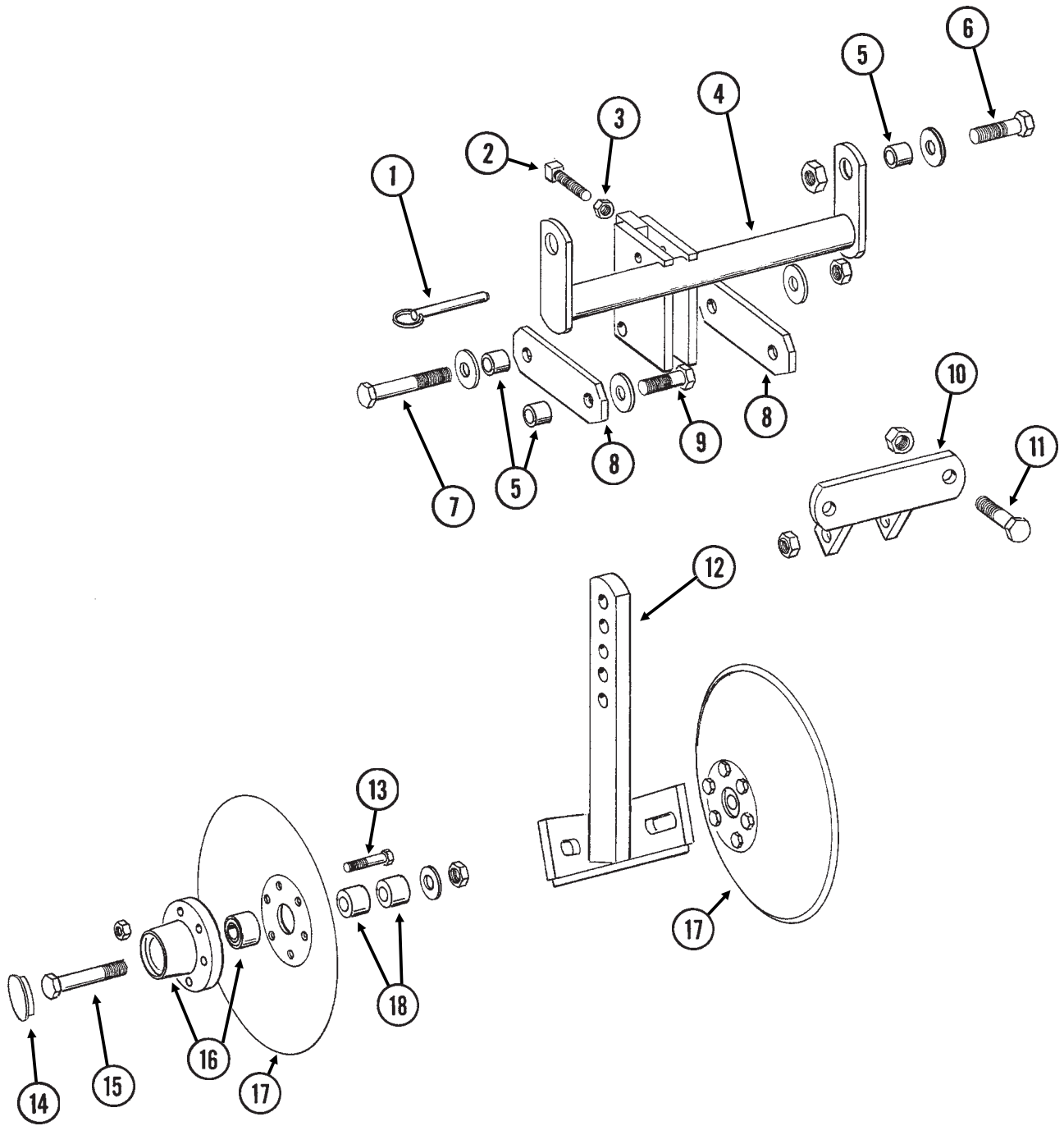


STYLE B

ITEM	PART NO.	QTY.	DESCRIPTION
		(Per Row)	
1.	G10574	4	Carriage Bolt, 1/2"-13 x 1 1/4"
	G10111	4	Lock Nut, 1/2"-13
2.	GA5625	1	Arm (Style A)
3.	G10036	1	Hex Head Cap Screw, 5/8"-11 x 4"
	G10107	1	Lock Nut, 5/8"-11
4.	G10574	4	Carriage Bolt, 1/2"-13 x 1 1/4"
	G10111	4	Lock Nut, 1/2"-13
5.	GD11677	2	Adapter
6.	GA8641	1	Hub W/Bearing And Retaining Ring
	GA8603	-	Bearing, Double Row
	GD11652	-	Retaining Ring, 2 7/16"
7.	GD7803	-	Disc Blade, Fluted, 1", 8 Flutes (Shown)
	GD7804	-	Disc Blade, Bubbled, 1"
	GD9254	-	Disc Blade, Fluted, 3/4", 13 Flutes
8.	GD14398	-	Spacer
9.	GA11520	1	Arm (Style B)

ROW UNIT MOUNTED DISC FURROWER

RUA059/RUA058(RU99/RU98g)

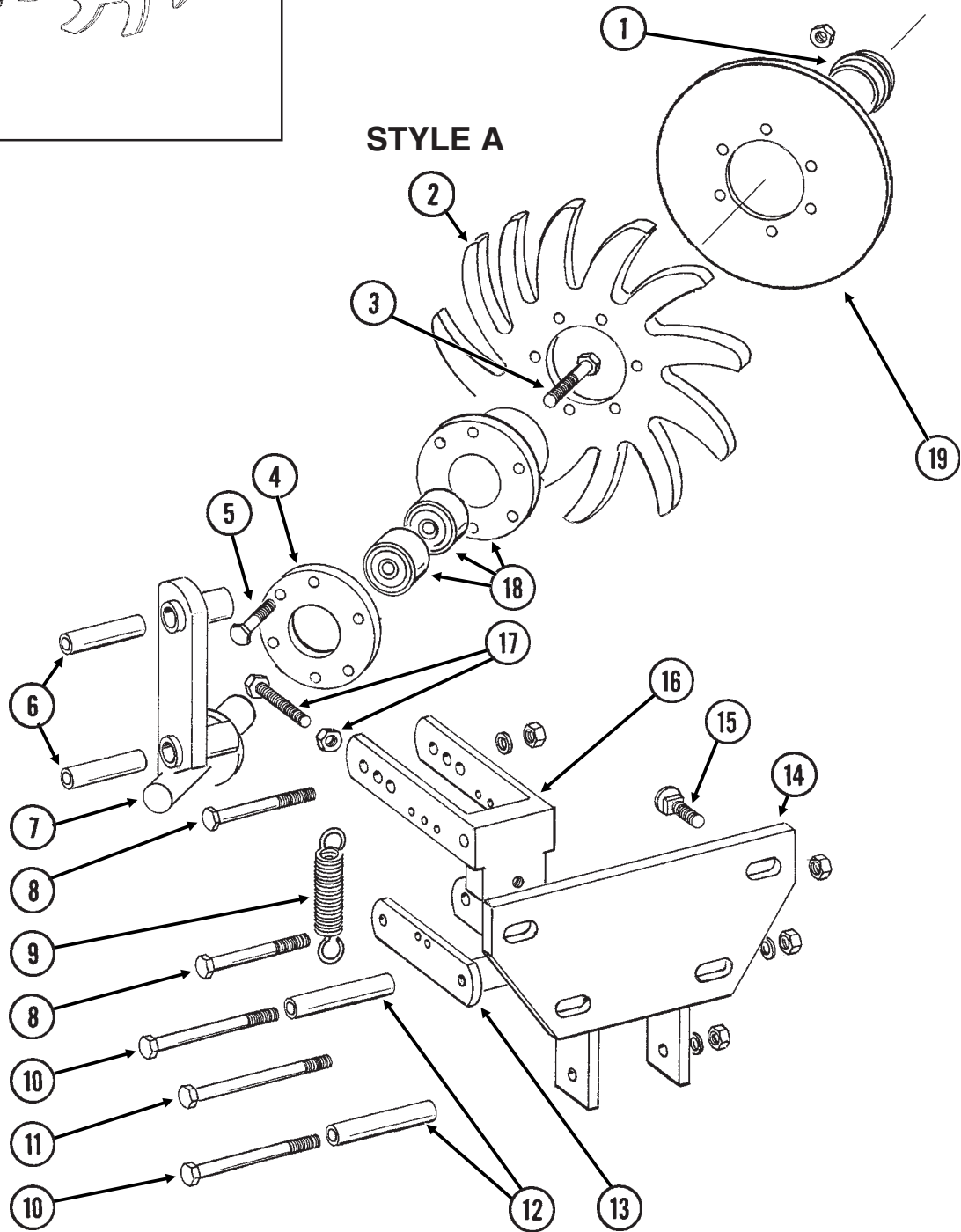
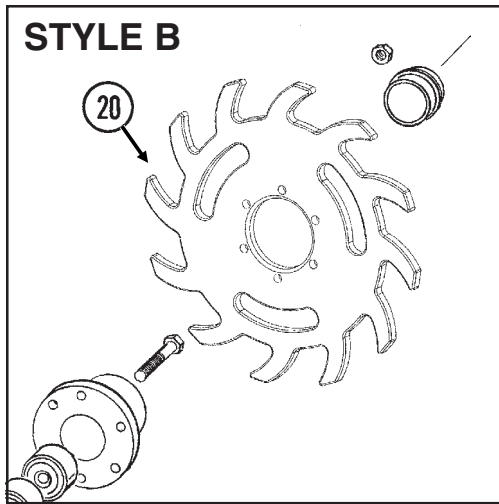


ROW UNIT MOUNTED DISC FURROWER

ITEM	PART NO.	QTY. (Per Row)	DESCRIPTION
1.	G10536	1	Detent Pin, 1/2" x 2 1/2" Grip
2.	G10597	1	Square Head Set Screw, 5/8"-11 x 2 1/4"
3.	G10503	1	Hex Jam Nut, 5/8"-11, Grade 2
4.	GA5719	1	Mounting Bracket
5.	GD7889	6	Bushing, 1" O.D. x 9/16" I.D. x 7/16" Long
6.	G10039	2	Hex Head Cap Screw, 1/2"-13 x 1 3/4"
	GD14674	2	Special Washer, 1/2", Hardened
	G10111	2	Lock Nut, 1/2"-13
7.	G10585	1	Hex Head Cap Screw, 1/2"-13 x 3 1/4"
	G10216	2	Washer, 1/2" USS
	G10111	1	Lock Nut, 1/2"-13
8.	GD7890	2	Link
9.	G10017	2	Hex Head Cap Screw, 1/2"-13 x 1 1/2"
	G10216	2	Washer, 1/2" USS
	G10111	2	Lock Nut, 1/2"-13
10.	GA5715	1	Anchor
11.	G10017	2	Hex Head Cap Screw, 1/2"-13 x 1 1/2"
	G10111	2	Lock Nut, 1/2"-13
12.	GA5718	1	Support Arm
13.	G10572	6	Truss Head Slotted Machine Screw, 5/16"-18 x 7/8"
	G10106	6	Hex Nut, 5/16"-18
14.	GD1132	2	Dust Cap
15.	G10318	2	Hex Head Cap Screw, 5/8"-11 x 4 1/2"
	GD7805	2	Special Washer, 5/8", Hardened
	G10107	2	Lock Nut, 5/8"-11
16.	GA5654	2	Hub W/Bearings
	GA2014	-	Bearing
17.	GD7823	-	Disc Blade, Solid, 12" (Shown)
	GD8307	-	Disc Blade, Notched, 12"
18.	GD7817-01	2	Spacer, 1 1/16" I.D. x 3/4" Long
	GD7817-04	2	Spacer, 1 1/16" I.D. x 1/2" Long

ROW UNIT MOUNTED RESIDUE WHEEL

(RU103dd/RU103d)



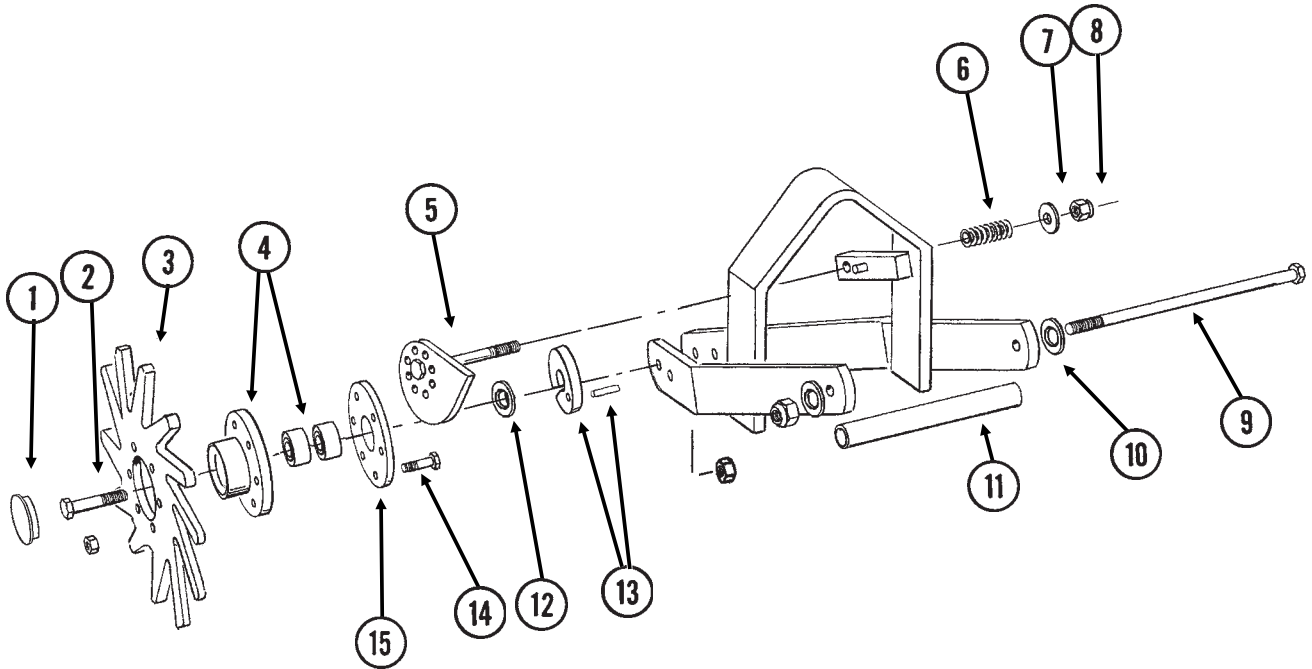
ROW UNIT MOUNTED RESIDUE WHEEL

ITEM	PART NO.	QTY. (Per Row)	DESCRIPTION
1.	GD1132	1	Dust Cap
2.	GD10552	1	Wheel, 12 Tine, $\frac{3}{8}$ " x 12"
3.	G10006	1	Hex Head Cap Screw, $\frac{5}{8}$ "-11 x 2 $\frac{1}{4}$ "
4.	GD9724	1	Backing Plate
5.	G10133	6	Hex Head Cap Screw, $\frac{5}{16}$ "-18 x 1 $\frac{1}{2}$ "
	G10109	6	Lock Nut, $\frac{5}{16}$ "-18, Grade 8
6.	GD9720	2	Spacer, $\frac{1}{2}$ " x 2 $\frac{3}{16}$ " Long
7.	GA6838	1	Wheel Mount
8.	G10033	2	Hex Head Cap Screw, $\frac{1}{2}$ "-13 x 3 $\frac{1}{2}$ "
	G10228	2	Lock Washer, $\frac{1}{2}$ "
	G10102	2	Hex Nut, $\frac{1}{2}$ "-13
9.	GD5857	2	Spring
10.	G10045	2	Hex Head Cap Screw, $\frac{1}{2}$ "-13 x 4 $\frac{1}{2}$ "
	G10228	2	Lock Washer, $\frac{1}{2}$ "
	G10102	2	Hex Nut, $\frac{1}{2}$ "-13
11.	G10348	1	Hex Head Cap Screw, $\frac{1}{2}$ "-13 x 5" (Lockup Bolt)
	G10111	1	Lock Nut, $\frac{1}{2}$ "-13
12.	GD9715	2	Spacer, $\frac{1}{2}$ " x 3" Long
13.	GA6834	1	Lower Link
14.	GA6832	1	Mount
15.	G10574	4	Carriage Bolt, $\frac{1}{2}$ "-13 x 1 $\frac{1}{4}$ "
	G10111	4	Lock Nut, $\frac{1}{2}$ "-13
16.	GA6833	1	Upper Link
17.	G10371	1	Hex Head Cap Screw, $\frac{1}{2}$ "-13 x 3", Full Thread
	G10501	1	Hex Jam Nut, $\frac{1}{2}$ "-13, Grade 2
18.	GA5654	1	Hub W/Bearings
	GA2014	-	Bearing
19.	GD12534	-	Cover
20.	GB0387	1	Wheel, 12 Tine, $\frac{3}{8}$ " x 12"
A.	GA7446	-	Wheel Assembly, 12 Tine, R.H. (Items 2, 4, 5 And 18)
B.	GA12236	-	Wheel Assembly, 12 Tine, R.H. (Items 4, 5, 18 And 20)

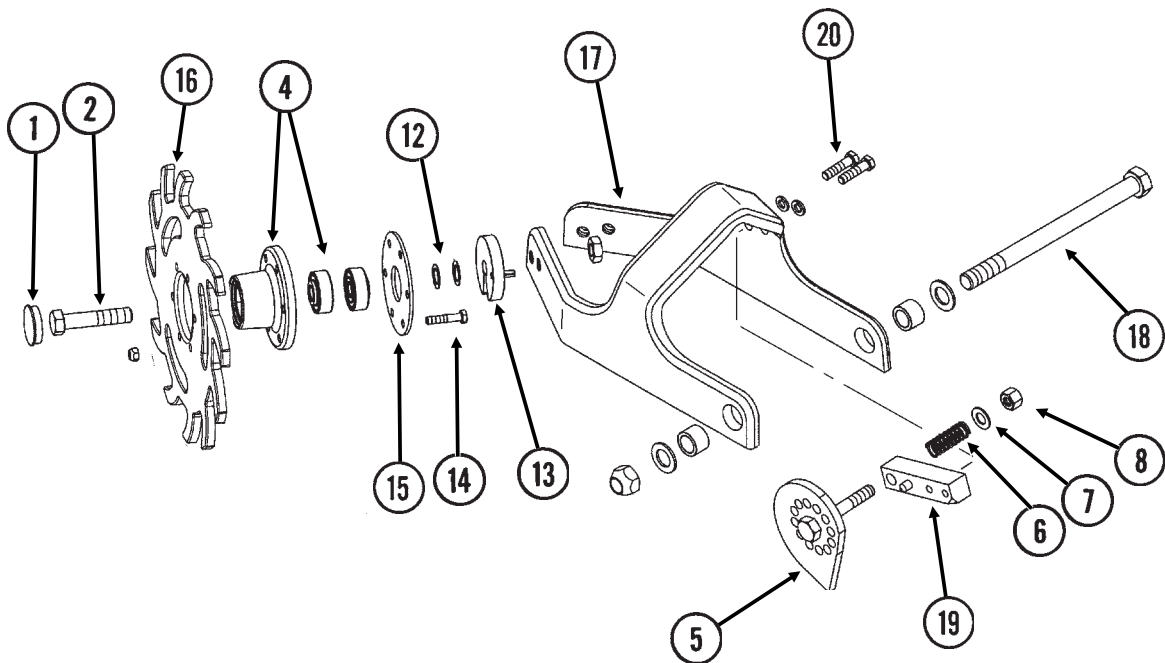
COULTER MOUNTED RESIDUE WHEELS

(RU104uuu/RU153)

STYLE A - Used With Style A Row Unit Mounted No Till Coulter



STYLE B - Used With Style B Row Unit Mounted No Till Coulter

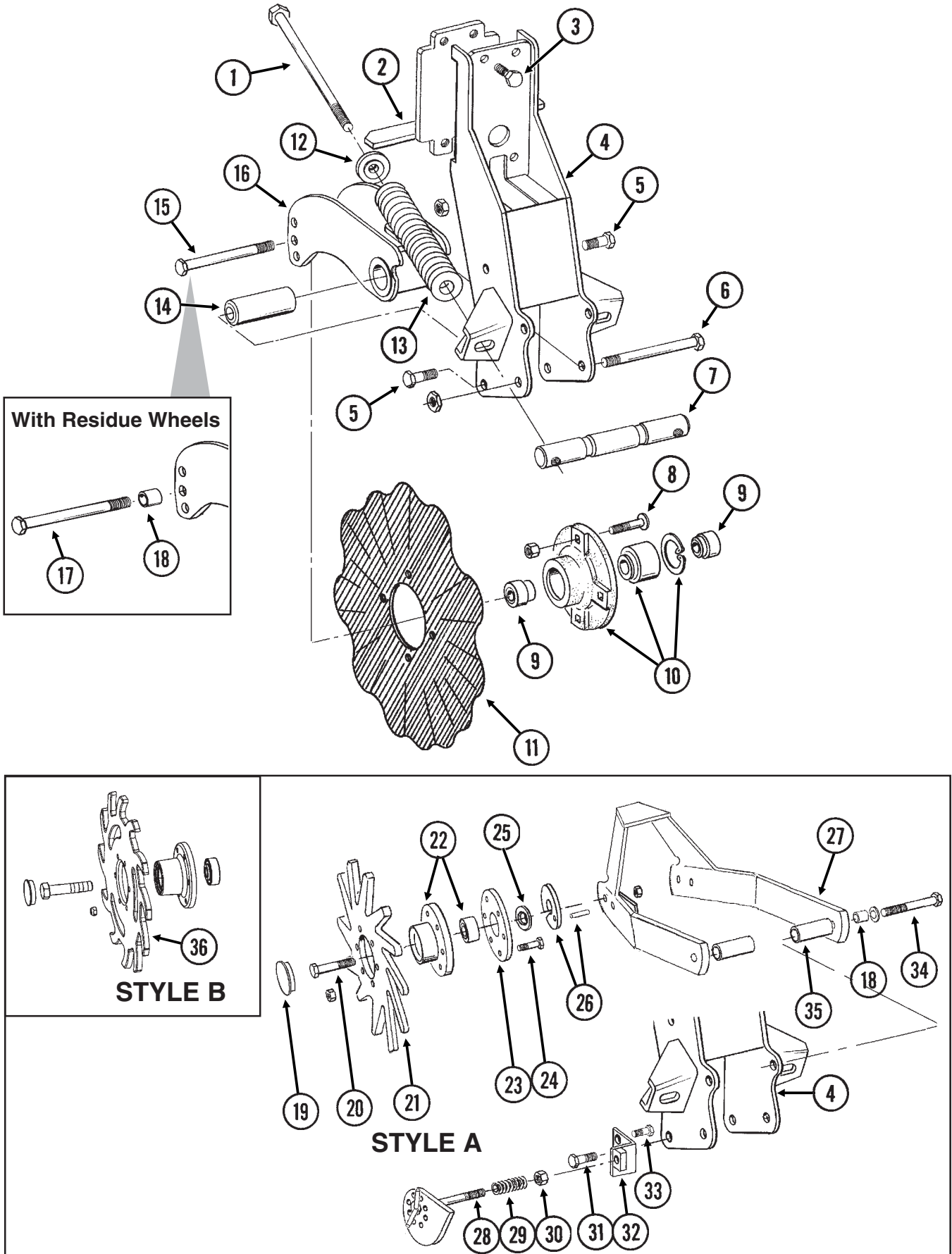


COULTER MOUNTED RESIDUE WHEELS

ITEM	PART NO.	QTY. (Per Row)	DESCRIPTION
1.	GD1132	2	Dust Cap
2.	G10010	2	Hex Head Cap Screw, 5/8"-11 x 3"
	G10503	2	Hex Jam Nut, 5/8"-11, Grade 2
3.	GD10552	2	Wheel, 12 Tine, 3/8" x 12"
4.	GA5654	2	Hub W/Bearings
	GA2014	-	Bearing
5.	GA7412	1	Cam
6.	GD10519	1	Spring
7.	G10206	1	Washer, 1/2" SAE
8.	G10974	1	Lock Nut W/Nylon Insert, 1/2"-13
9.	G11098	1	Hex Head Cap Screw, 1/2"-13 x 9 1/2", Grade 8
	GD14674	2	Special Washer, 1/2", Hardened
	G10974	1	Lock Nut W/Nylon Insert, 1/2"-13
10.	GA7271	1	Mount
11.	GD10526	1	Sleeve, 7 1/2"
12.	G10213	2-4	Machine Bushing, 5/8" (.030" Thick)
13.	GA8760	2	Weed Guard W/Spring Pin
	G10765	-	Spring Pin, 1/4" x 1"
14.	G10133	12	Hex Head Cap Screw, 5/16"-18 x 1 1/2"
	G10109	12	Lock Nut, 5/16"-18, Grade 8
15.	GD9724	2	Backing Plate
16.	GB0387	2	Wheel, 12 Tine, 3/8" x 12"
17.	GB0401	1	Mount
18.	G11236	1	Hex Head Cap Screw, 3/4"-10 x 10 1/2"
	GB0383	2	Bushing, 1 1/8" O.D. x 25/32" I.D. x 3/4" Long
	G10194	2	Washer, 3/4" SAE
	G11228	1	Lock Nut, 3/4"-10
19.	GA12256	1	Locking Pin
20.	G10003	2	Hex Head Cap Screw, 3/8"-16 x 1 1/2"
	G10229	2	Lock Washer, 3/8"
A.	GA7446	-	Wheel Assembly, 12 Tine, R.H. (Items 3, 4, 14 And 15) (Shown)
	GA7445	-	Wheel Assembly, 12 Tine, L.H. (Items 3, 4, 14 And 15)
B.	GA12236	-	Wheel Assembly, 12 Tine, R.H. (Items 4, 14, 15 And 16) (Shown)
	GA12235	-	Wheel Assembly, 12 Tine, L.H. (Items 4, 14, 15 And 16)

FRAME MOUNTED COULTER W/RESIDUE WHEELS

(RU135c/RU135g/RU153b/RU135hh)



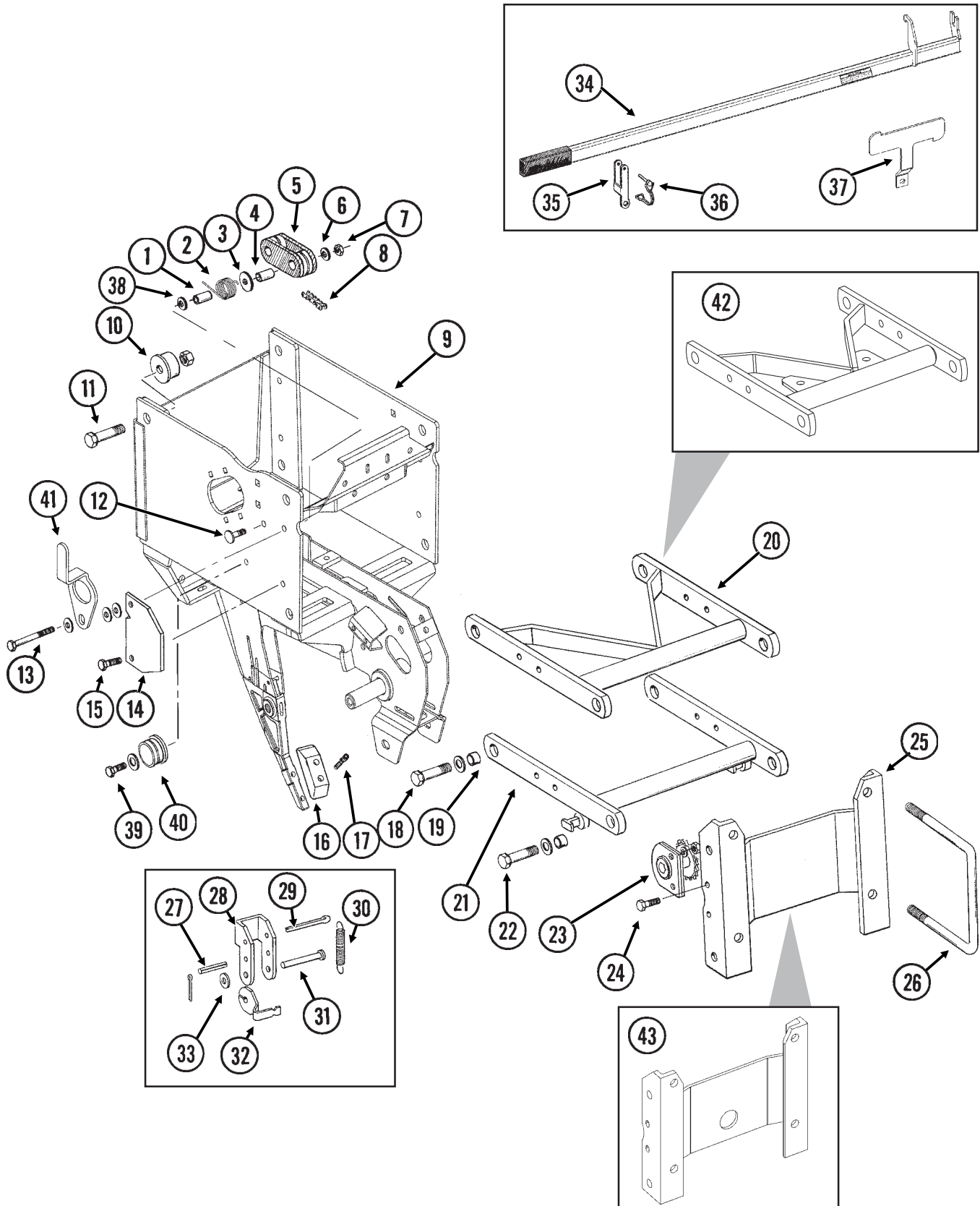
FRAME MOUNTED COULTER W/RESIDUE WHEELS

ITEM	PART NO.	QTY. (Per Row)	DESCRIPTION
1.	G11010	2	Hex Head Cap Screw, 3/4"-10 x 12"
2.	GA9844	1	Plate W/Angle
3.	G10039	4	Hex Head Cap Screw, 1/2"-13 x 1 3/4"
4.	GA9131	1	Coulter Frame
5.	G10007	4	Hex Head Cap Screw, 5/8"-11 x 1 1/2"
	G10107	4	Lock Nut, 5/8"-11
6.	G10400	1	Hex Head Cap Screw, 3/4"-10 x 6 1/2"
	G10112	1	Lock Nut, 3/4"-10
7.	GD12826	1	Spring Anchor Bar
8.	G10574	4	Carriage Bolt, 1/2"-13 x 1 1/4"
	G10111	4	Lock Nut, 1/2"-13
9.	GD12827	2	Adapter
10.	GA8641	1	Hub W/Bearing And Retaining Ring
	GA8603	1	Bearing, Double Row
	GD11652	1	Retaining Ring, 2 7/16"
11.	GD7803	1	Disc Blade, Fluted, 1", 8 Flutes (Shown)
	GD7804	-	Disc Blade, Bubbled, 1"
	GD9254	-	Disc Blade, Fluted, 3/4", 13 Flutes
12.	GB0213	2	Spring Seat
13.	GD12817	2	Compression Spring
14.	GD12829	1	Sleeve
15.	G10046	1	Hex Head Cap Screw, 5/8"-11 x 5"
	G10107	1	Lock Nut, 5/8"-11
16.	GA9845	1	Coulter Arm W/Grease Fitting
	G10643	-	Grease Fitting, 45°, 1/4"-28
17.	G10011	1	Hex Head Cap Screw, 5/8"-11 x 5 1/2"
	G10107	1	Lock Nut, 5/8"-11
18.	GB0218	3	Bushing, 2 1/32" I.D. x 7/8" O.D. x 19/32" Long
19.	GD1132	2	Dust Cap
20.	G10010	2	Hex Head Cap Screw, 5/8"-11 x 3"
	G10503	2	Hex Jam Nut, 5/8"-11, Grade 2
21.	GD10552	2	Wheel, 12 Tine, 3/8" x 12"
22.	GA5654	2	Hub W/Bearings
	GA2014	-	Bearing
23.	GD9724	2	Backing Plate
24.	G10133	12	Hex Head Cap Screw, 5/16"-18 x 1 1/2"
	G10109	12	Lock Nut, 5/16"-18, Grade 8
25.	G10213	2	Machine Bushing, 5/8" (.030" Thick)
26.	GA9862	2	Weed Guard W/Spring Pin
	G10765	-	Spring Pin, 1/4" x 1"
27.	GA9865	1	Mount
28.	GA9861	1	Cam
29.	GD10519	1	Spring
30.	G10974	1	Lock Nut W/Nylon Insert, 1/2"-13
31.	G10005	1	Hex Head Cap Screw, 5/8"-11 x 1 3/4"
	G10107	4	Lock Nut, 5/8"-11
32.	GA9864	1	Support
33.	G10014	1	Hex Head Cap Screw, 1/2"-13 x 1"
	G10102	1	Hex Nut, 1/2"-13
34.	G10011	2	Hex Head Cap Screw, 5/8"-11 x 5 1/2"
	G10205	2	Washer, 5/8" SAE
	G10730	2	Lock Nut W/Nylon Insert, 5/8"-11
35.	GD14170	2	Sleeve, 3"
36.	GB0386	2	Wheel, 12 Tine, 3/8" x 12"
A.	GA7446	-	Wheel Assembly, 12 Tine, R.H. (Items 21-24) (Shown)
	GA7445	-	Wheel Assembly, 12 Tine, L.H. (Items 21-24)
B.	GA12236	-	Wheel Assembly, 12 Tine, R.H. (Items 22, 23, 24 And 36) (Shown)
	GA12235	-	Wheel Assembly, 12 Tine, L.H. (Items 22, 23, 24 And 36)

INTERPLANT® PUSH ROW UNIT

(A12177c/RU150a/A11969/A11971)

NOTE: Push row units use the same seed tube, row unit depth adjustment components, quick adjustable down force springs, 15" opener disc blades, gauge wheels, closing wheels, meter drive and seed hopper as the pull row unit. See those pages for common parts.

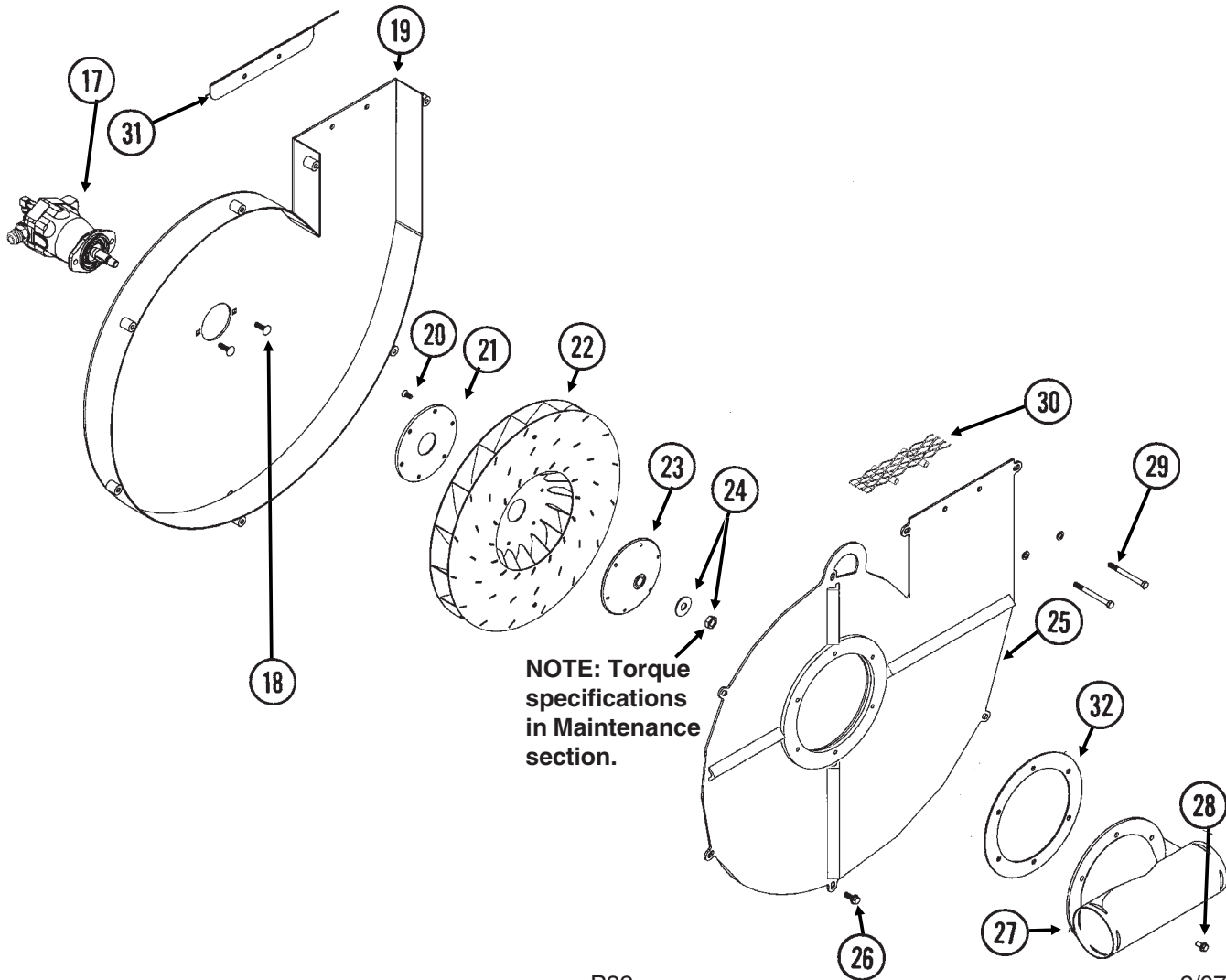
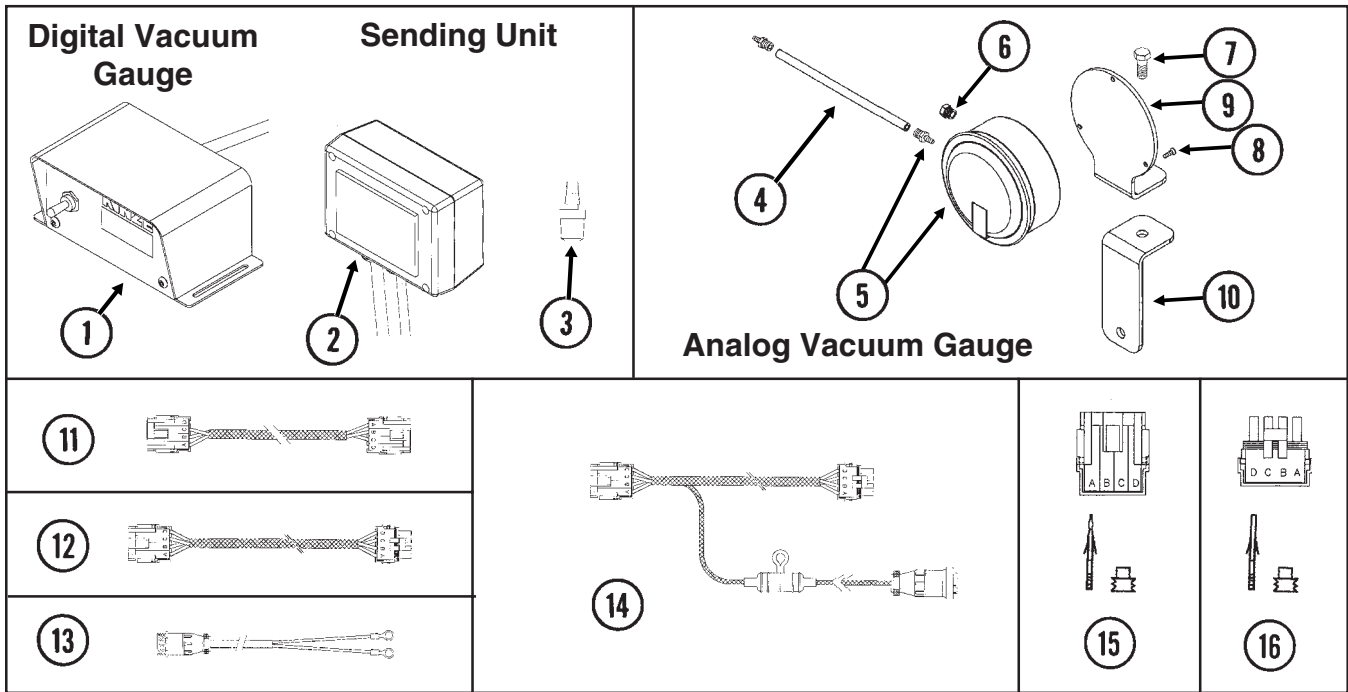


INTERPLANT® PUSH ROW UNIT

ITEM	PART NO.	QTY. (Per Row)	DESCRIPTION
1.	GD1026	1	Sleeve, 1 3/16" Long
2.	GD11218	1	Spring
3.	G10201	1	Special Washer, 3/8" x 1 1/2" O.D.
4.	GD8893-01	1	Sleeve, 1 3/8" Long
5.	GD11962	1	Idler
6.	G10210	1	Washer, 3/8" USS
7.	G10108	1	Lock Nut, 3/8"-16
8.	G3303-100	1	Chain, No. 41, 100 Pitch Including Connector Link and Offset Link
	GR0196	1	Connector Link, No. 41
	GR0202	-	Offset Link, No. 41
9.	GA10161	-	Push Row Unit Shank
10.	GB0314	2	Hopper Mount
11.	G10751	2	Hex Head Cap Screw, 5/8"-18 x 1 3/4"
	G10412	2	Lock Nut, 5/8"-18
12.	G10599	1	Carriage Bolt, 3/8"-16 x 1 1/4"
	G10101	1	Hex Nut, 3/8"-16
	G10108	1	Lock Nut, 3/8"-16
13.	G10753	1	Hex Head Cap Screw, 3/8"-16 x 4 1/2"
	G10203	3	Washer, 3/8" SAE
14.	GD10867	2	Stop
15.	G10004	3	Hex Head Cap Screw, 3/8"-16 x 1 1/4"
	G10108	3	Lock Nut, 3/8"-16
16.	GB0301	1	Seed Tube Guard/Inner Scraper
17.	G10912	2	Hex Socket Head Cap Screw, 5/16"-18 x 1", Grade 8
18.	G10751	4	Hex Head Cap Screw, 5/8"-18 x 1 3/4"
	GD7805	4	Special Washer, 5/8", Hardened
	G10412	4	Lock Nut, 5/8"-18
19.	GB0218	8	Bushing, 21/32" I.D. x 7/8" O.D. x 19/32" Long
20.	GA8930	-	Upper Arm
21.	GA5787	1	Lower Arm
22.	G10732	4	Hex Head Cap Screw, 5/8"-18 x 2"
	GD7805	4	Special Washer, 5/8", Hardened
	G10412	4	Lock Nut, 5/8"-18
23.	GA1720	1	Bearing/Sprocket, 7/8" Hex Bore
24.	G10004	2	Hex Head Cap Screw, 3/8"-16 x 1 1/4"
	G10229	2	Lock Washer, 3/8"
	G10101	2	Hex Nut, 3/8"-16
25.	GA5786	1	Mounting Plate
26.	GD1113	-	U-Bolt, 5" x 7" x 5/8"-11
	G10230	4	Lock Washer, 5/8"
	G10104	4	Hex Nut, 5/8"-11
27.	G10718	2	Spring Pin, 5/16" x 1 1/8"
28.	GD11264	2	Lockup
29.	G10463	2	Cotter Pin, 1/4" x 1 1/2"
30.	GD11447	2	Spring
31.	G10284	2	Clevis Pin, 1/2" x 1 1/2"
	G10456	2	Cotter Pin, 1/8" x 3/4"
32.	GD11263	2	Spring Tab
33.	G10216	2	Washer, 1/2" USS
34.	GA12117	1	Lift Lever W/Boot
	GD11649	-	Boot
35.	GD11659	1	Bracket
36.	GD9695	1	Wire Lock Pin, 1/4" x 1 3/4"
37.	GD17169	1	Mount
38.	G10203	1	Washer, 3/8" SAE
39.	G10001	1	Hex Head Cap Screw, 3/8"-16 x 1"
	G10210	-	Washer, 3/8" USS
	G10108	1	Lock Nut, 3/8"-16
40.	GD17052	1	Vacuum Plug
41.	GD17014	1	Hose Guide
42.	GA11969	1	Upper Arm
43.	GA11971	1	Mounting Plate

DIGITAL VACUUM GAUGE, ANALOG VACUUM GAUGE AND VACUUM FAN ASSEMBLY

(A11154/A11156/GR1736/A10765/A11158/A11699/A7856/A11155/A8329/METR23bb)

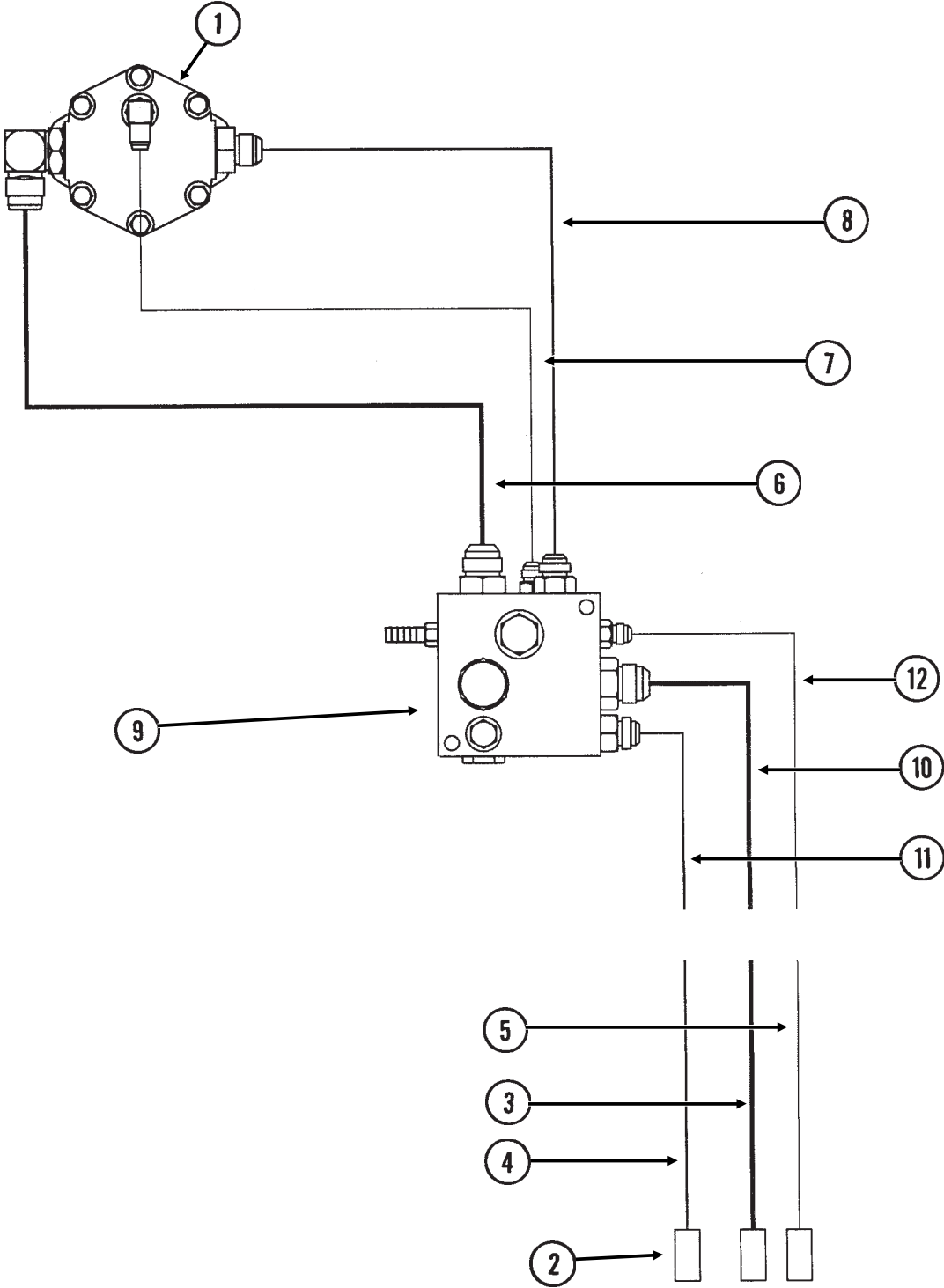


DIGITAL VACUUM GAUGE, ANALOG VACUUM GAUGE AND VACUUM FAN ASSEMBLY

ITEM	PART NO.	QTY.	DESCRIPTION
		(Per Assy.)	
1.	GA11154	1	Digital Vacuum Gauge W/4-Pin Connector
2.	GA11156	1	Sending Unit W/1/4" Tubing And Harness
	GD16224-01	-	Tubing, 1/4" x 45"
	GA11175	-	Strain Relief
3.	GR1736	1	Hose Barb, 1/8" Male NPT To Barb
4.	GD15849-02	1	Clear Plastic Tubing, 5/16" O.D. x 120"
5.	GA10765	1	Analog Vacuum Gauge W/Hose Barb
	GR1777	-	Hose Barb, 1/8" Male NPT To 3/16" Barb
6.	GA10799	1	Breather, 1/8" Male NPT
7.	G10001	1	Hex Head Cap Screw, 3/8"-16 x 1"
	G10108	1	Lock Nut, 3/8"-16
8.	G11215	3	Hex Socket Head Cap Screw, No. 6-32 x 3/8", Grade 8
9.	GD15804	1	Mount
10.	GD15803	1	Support
11.	GA11159	1	Harness, 550"
12.	GA11699	-	Extension Harness, 180"
13.	GA7856	-	Power Lead Adapter
14.	GA11155	1	Harness W/Fuse Holder And Fuse, 132"
	GD14258	-	Fuse Holder
	GD14660	-	Fuse, 2 Amp Delay Action
	G1K268	-	Console Cable Connector Kit, Includes: (1) 3-Pin Connector, (1) Cable Clamp, (1) Lock Ring, (3) Female Terminal Pins
15.	GA8328	-	4-Pin Connector W/Female Housing, 4 Seals And 4 Pin Contacts
16.	GA8329	-	4-Pin Connector W/Male Housing, 4 Seals And 4 Sockets
17.		-	See "Vacuum Fan Hydraulic Motor Assembly", Page P36
18.	G10599	2	Carriage Bolt, 3/8"-16 x 1 1/4"
	G10229	2	Lock Washer, 3/8"
	G10101	2	Hex Nut, 3/8"-16
19.	GA10148	1	Shroud
20.	G11133	6	Hex Socket Head Cap Screw, 5/16"-18 x 3/4", Grade 8
21.	GD15789	1	Backing Plate
22.	GA10635	1	Impeller
23.	GD15790	1	Hub
24.	G10205	1	Washer, 5/8" SAE
	G10499	1	Hex Jam Nut, 5/8"-18, Grade 2
25.	GA10752	1	Cover
26.	G11124	7	Whiz Lock Bolt, 3/8"-18 x 1"
27.	GA12151	1	Manifold
28.	G11124	6	Whiz Lock Bolt, 3/8"-16 x 1"
29.	G10753	2	Hex Head Cap Screw, 3/8"-16 x 4 1/2"
	G10203	2	Washer, 3/8" SAE
	G10108	2	Lock Nut, 3/8"-16
30.	GA11987	1	Screen
31.	GD15863	1	Discharge Deflector
32.	GD17268	1	Gasket, 9" I.D. x 12" O.D.
A.	GA12184	-	Vacuum Fan Assembly (Items 17-26 And 29-31)

VACUUM FAN HYDRAULIC COMPONENTS

(TWL309)



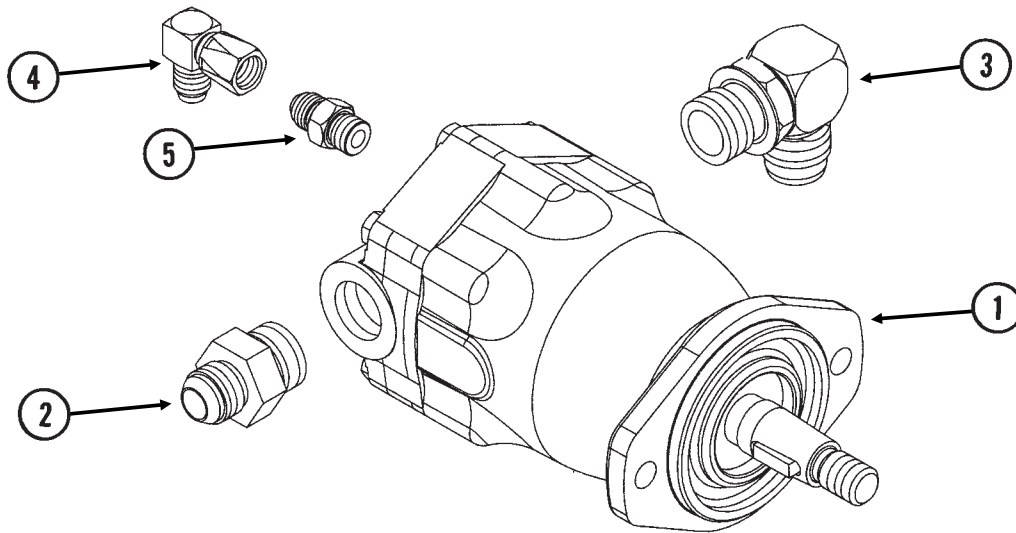
VACUUM FAN HYDRAULIC COMPONENTS

ITEM	PART NO.	QTY. (Per Assy.)	DESCRIPTION
1.		-	See "Vacuum Fan Hydraulic Motor Assembly", Page P36
2.	GD4086	3	ISO Coupler
3.	*A3399	1	Hose Assembly, 3/4" x 162"
4.	*A8296	1	Hose Assembly, 1/2" x 162"
5.	*A12034	1	Hose Assembly, 3/8" x 162"
6.	*A3381	1	Hose Assembly, 3/4" x 26"
7.	*A12038	1	Hose Assembly, 3/8" x 30"
8.	*A1424	1	Hose Assembly, 1/2" x 30"
9.		-	See "Vacuum Fan Motor Valve Block Assembly (Located Below Vacuum Fan Assembly)", Page P37
10.	*A3358	1	Hose Assembly, 3/4" x 268"
11.	*A8266	1	Hose Assembly, 1/2" x 268"
12.	*A12022	1	Hose Assembly, 3/8" x 268"

* Hydraulic hose is not stocked by KINZE® Repair Parts, but can be made available on a special order basis. Call for quote.

VACUUM FAN HYDRAULIC MOTOR ASSEMBLY

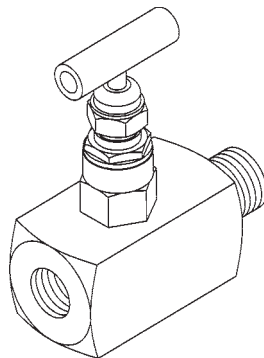
(TWL311)



ITEM	PART NO.	QTY.	DESCRIPTION
1.	GA10149 GR1734	1 -	Hydraulic Motor Seal Kit
2.	G6400-10-12 GR1467	1 -	Connector W/O-Ring, $\frac{7}{8}$ "-14 Male JIC To 1 $\frac{1}{16}$ "-12 O-Ring
3.	G6801-12 GR1467	1 -	Elbow W/O-Ring, 90°, 1 $\frac{1}{16}$ "-12 Male JIC To O-Ring
4.	G6500-06	1	Swivel Elbow, 90°, $\frac{9}{16}$ "-18 Male JIC To Female
5.	G6400-06 GR1045	1 -	Connector W/O-Ring, $\frac{9}{16}$ "-18 Male JIC To O-Ring

OPTIONAL FLOW CONTROL NEEDLE VALVE KIT

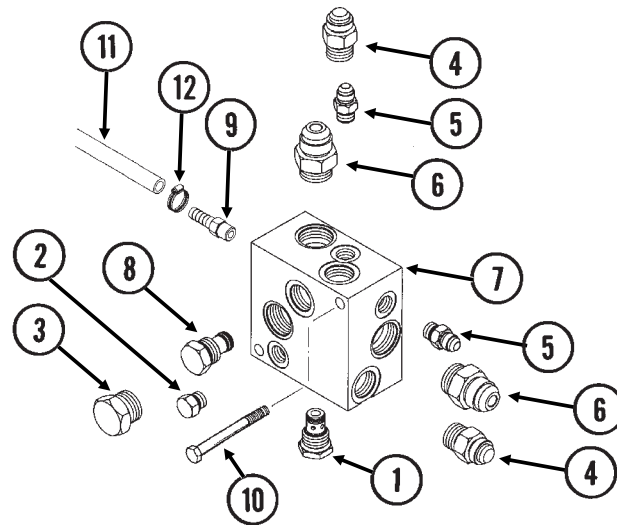
(A11650)



ITEM	PART NO.	QTY.	DESCRIPTION
1.	G1K426	-	Needle Valve Kit W/Instructions

VACUUM FAN MOTOR VALVE BLOCK ASSEMBLY (Located Below Vacuum Fan Motor Assembly)

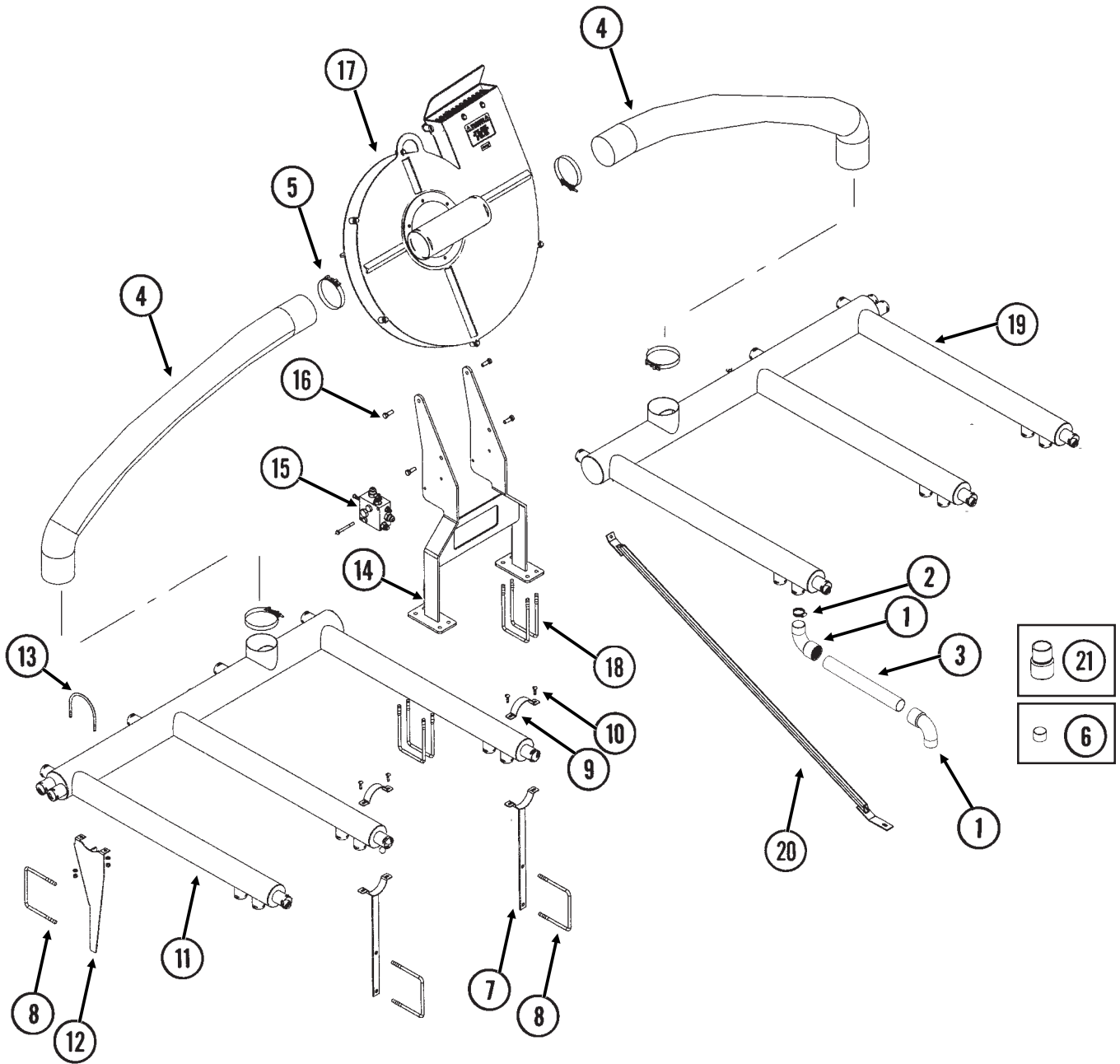
(A11068cc)



ITEM	PART NO.	QTY.	DESCRIPTION
1.	GA4293	1	Check Valve
	GR0764	-	Seal Kit, Includes: (2) O-Rings, (1) BU Ring
2.	G6408-06	1	Plug W/O-Ring, $\frac{9}{16}$ "-18 O-Ring
	GR1045	-	O-Ring
3.	G6408-12	1	Plug W/O-Ring, 1 $\frac{1}{16}$ "-12 O-Ring
	GR1467	-	O-Ring
4.	G6400-10	2	Connector W/O-Ring, $\frac{7}{8}$ "-14 Male JIC To O-Ring
	GR1466	-	O-Ring
5.	G6400-06	2	Connector W/O-Ring, $\frac{9}{16}$ "-18 Male JIC To O-Ring
	GR1045	-	O-Ring
6.	G6400-12	2	Connector W/O-Ring, 1 $\frac{1}{16}$ "-12 Male JIC To O-Ring
	GR1467	-	O-Ring
7.	GD16188	1	Valve Block
8.	GA11934	1	Relief Valve Cartridge
9.	GD11700	1	Adapter, $\frac{1}{4}$ " NPT To $\frac{3}{8}$ " Barb
10.	G10061	2	Hex Head Cap Screw, $\frac{3}{8}$ "-16 x 3 $\frac{1}{2}$ "
	G10210	2	Washer, $\frac{3}{8}$ " USS
	G10229	2	Lock Washer, $\frac{3}{8}$ "
	G10101	2	Hex Nut, $\frac{3}{8}$ "-16
11.	GD6279-05	1	Clear Plastic Tubing, $\frac{9}{16}$ " O.D. x 60"
12.	G10681	1	Hose Clamp, No. 6

VACUUM FAN MOUNTING BRACKETS AND DISTRIBUTION MANIFOLDS/HOSES

(TWL313/PT85d)

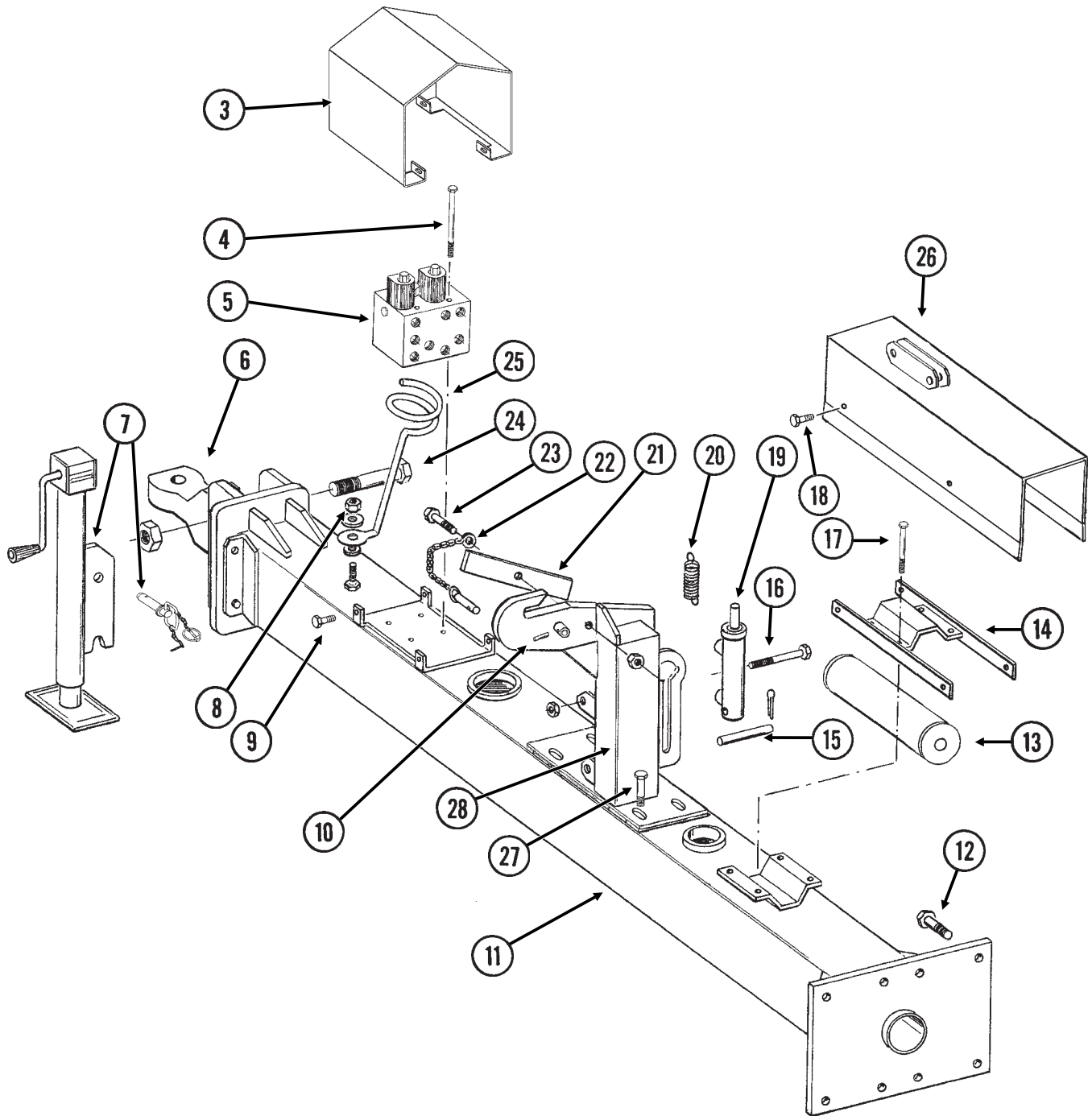
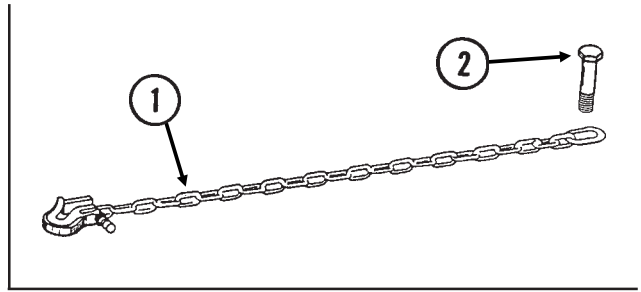


VACUUM FAN MOUNTING BRACKETS AND DISTRIBUTION MANIFOLDS/HOSES

ITEM	PART NO.	QTY.	DESCRIPTION
1.	GD14626	-	Elbow, 90°, 2"
2.	G10676	-	Hose Clamp, No. 36
3.	GD15792-05	8	Hose, 2" x 38", Standard Row Units
	GD15792-10	1	Hose, 2" x 60", Standard Row Unit
	GD15792-26	3	Hose, 2" x 48", Standard Row Units
	GD15792-04	4	Hose, 2" x 36", Interplant® Row Units
	GD15792-09	5	Hose, 2" x 30", Interplant® Row Units
	GD15792-24	1	Hose, 2" x 40", Interplant® Row Unit
	GD15792-14	1	Hose, 2" x 46", Interplant® Row Unit
4.	GD15867-07	2	Hose, 5" x 60"
5.	G11188	4	T-Bolt Clamp, 5 1/4"
6.	G11147	-	Cap, 2"
7.	GA12188	6	Rear Support
8.	GD11721	10	U-Bolt, 5" x 7" x 1/2"-13
	G10228	20	Lock Washer, 1/2"
	G10102	20	Hex Nut, 1/2"-13
9.	GD17278	6	Clamp
10.	G10338	12	Cariage Bolt, 5/16"-18 x 1 1/4"
	G10620	12	Serrated Flange Nut, 5/16"-18
11.	GA12187	1	Manifold, L.H.
12.	GA12189	4	Front Support
13.	GD15833	4	U-Bolt, 5" Diameter x 3/8"-16
	G10229	8	Lock Washer, 3/8"
	G10101	8	Hex Nut, 3/8"-16
14.	GA12185	1	Fan Support
15.		-	See "Vacuum Fan Motor Valve Block Assembly (Located Below Vacuum Fan Assembly), Page P37
16.	G10017	4	Hex Head Cap Screw, 1/2"-13 x 1 1/2"
	G10228	4	Lock Washer, 1/2"
	G10102	4	Hex Nut, 1/2"-13
17.		-	See "Digital Vacuum Gauge, Analog Vacuum Gauge And Vacuum Fan Assembly", Pages P32 And P33
18.	GD8306	4	U-Bolt, 7" x 5" x 1/2"-13
	G10228	8	Lock Washer, 1/2"
	G10102	8	Hex Nut, 1/2"-13
19.	GA12186	1	Manifold, R.H.
20.	GA12190	1	Stabilizer
21.	GD14627	-	Coupler, 2"

HITCH AND SAFETY CHAIN

WAC011/PHA048/PHS049(WGN47e/TWL169e)

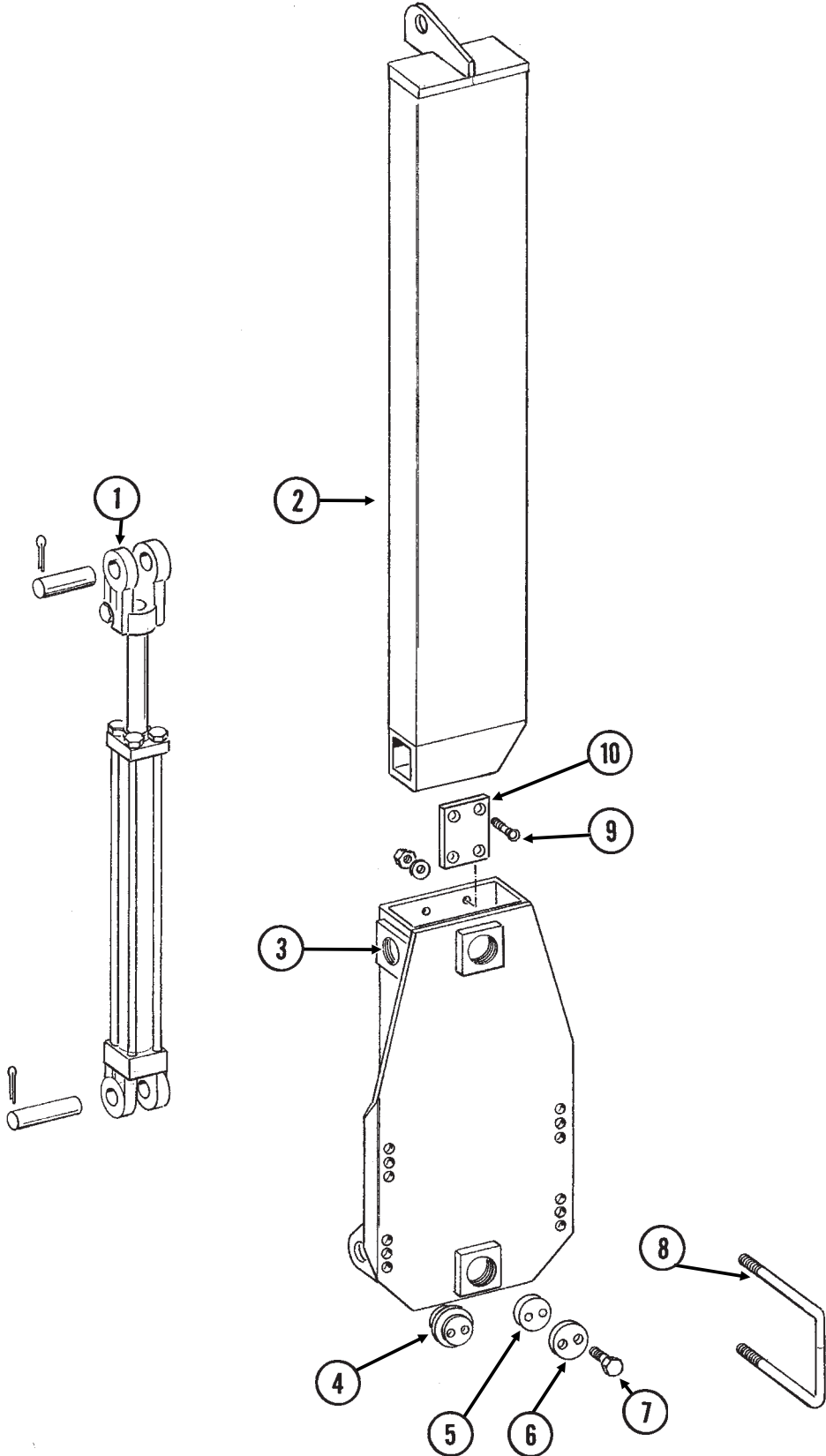


HITCH AND SAFETY CHAIN

ITEM	PART NO.	QTY.	DESCRIPTION
1.	GA7533	1	Safety Chain, 1/2"
	G1K412	-	Safety Chain Repair Kit, Includes: (1) Hook, (1) Flat Washer, (1) Latch Pin, (1) Safety Latch, (1) Spring, (1) Retaining Ring
2.	G11058	1	Hex Head Cap Screw, 1 1/4"-7 x 3"
	GD10646	1	Special Washer
	G10226	1	Washer, 1 1/4" SAE
	G10157	1	Lock Nut, 1 1/4"-7
3.	GD13397	-	Cover
4.	G10935	4	Hex Head Cap Screw, 1/4"-20 x 5"
	G10209	4	Washer, 1/4" USS
	G10227	4	Lock Washer, 1/4"
5.		-	See "Valve Block - Located On Hitch", Page P67
6.	GB0237	1	Clevis, Single
7.	GA4994	1	Jack Assembly Complete
	GA4995	-	Detent Pin Assembly
	GR0517	-	Pin
	GR0516	-	Crank Assembly
	GR0515	-	Bevel Gear Set, Includes: (2) Bevel Gears, (1) Gear Pin, (1) Groove Pin
8.	G10217	1	Washer, 5/8" USS
	G10107	1	Lock Nut, 5/8"-11
9.	G10043	4	Hex Head Cap Screw, 5/16"-18 x 3/4"
	G10232	4	Lock Washer, 5/16"
	G10106	4	Hex Nut, 5/16"-18
10.	G10765	-	Spring Pin, 1/4" x 1"
11.	A9548	-	Front Hitch (Non-Stock Item)
12.	G10441	8	Hex Head Cap Screw, 7/8"-9 x 3", Grade 8
	GD10063	16	Hardened Washer, 7/8"
	G11053	8	Hex Nut, 7/8"-9, Grade 8
13.		-	See "Master Cylinder", Page P64
14.	GA8765	1	Cover Mount
15.	GD7137	1	Pin, 3/4" x 3 3/8"
	G10457	2	Cotter Pin, 5/32" x 1 1/2"
16.	G10061	1	Hex Head Cap Screw, 3/8"-16 x 3 1/2"
	GD2971-09	1	Sleeve, 2" Long
	G10229	1	Lock Washer, 3/8"
	G10101	1	Hex Nut, 3/8"-16
17.	G10063	4	Hex Head Cap Screw, 3/8"-16 x 4"
	G10229	4	Lock Washer, 3/8"
	G10101	4	Hex Nut, 3/8"-16
18.	G10001	4	Hex Head Cap Screw, 3/8"-16 x 1"
	G10229	4	Lock Washer, 3/8"
19.			See "Transport Latch Cylinder", Page P64
20.	GD5857	1	Spring
21.	GA7016	1	Catch Bar
22.	GA7022	1	Detent Pin W/Chain (Transport Latch Locking Pin)
23.	G10006	1	Hex Head Cap Screw, 5/8"-11 x 2 1/4"
	GB0218	1	Bushing, 2 1/32" I.D. x 7/8" O.D. x 19/32" Long
	GD5154	1	Shim, 4" x 4"
	G10107	1	Lock Nut, 5/8"-11
24.	G10169	1	Hex Head Cap Screw, 1 1/4"-7 x 6"
	G10157	1	Lock Nut, 1 1/4"-7
25.	GD8260	1	Hose Holder
26.	GA8764	1	Cover/Bracket, Jack Storage
27.	G10008	4	Hex Head Cap Screw, 5/8"-11 x 2"
	G10217	4	Washer, 5/8" USS
	G10230	4	Lock Washer, 5/8"
28.	GA9537	1	Catch Post

TRANSPORT LATCH POST

PHA049(2400m)

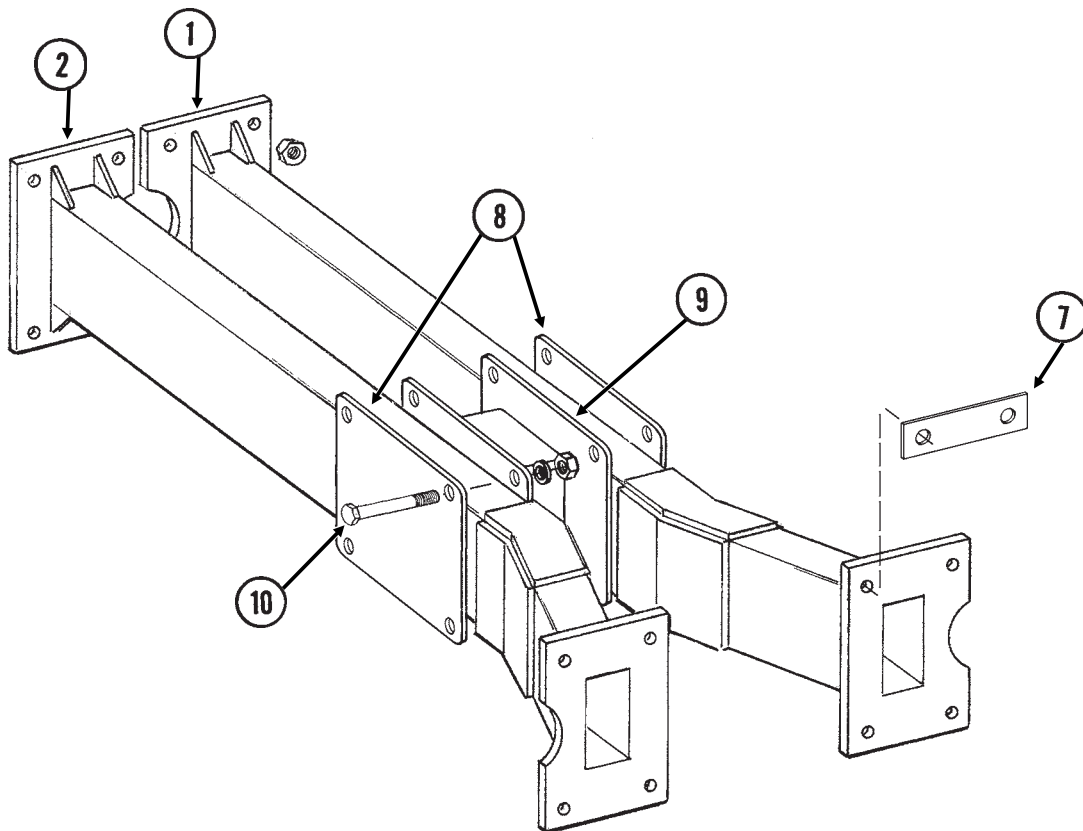
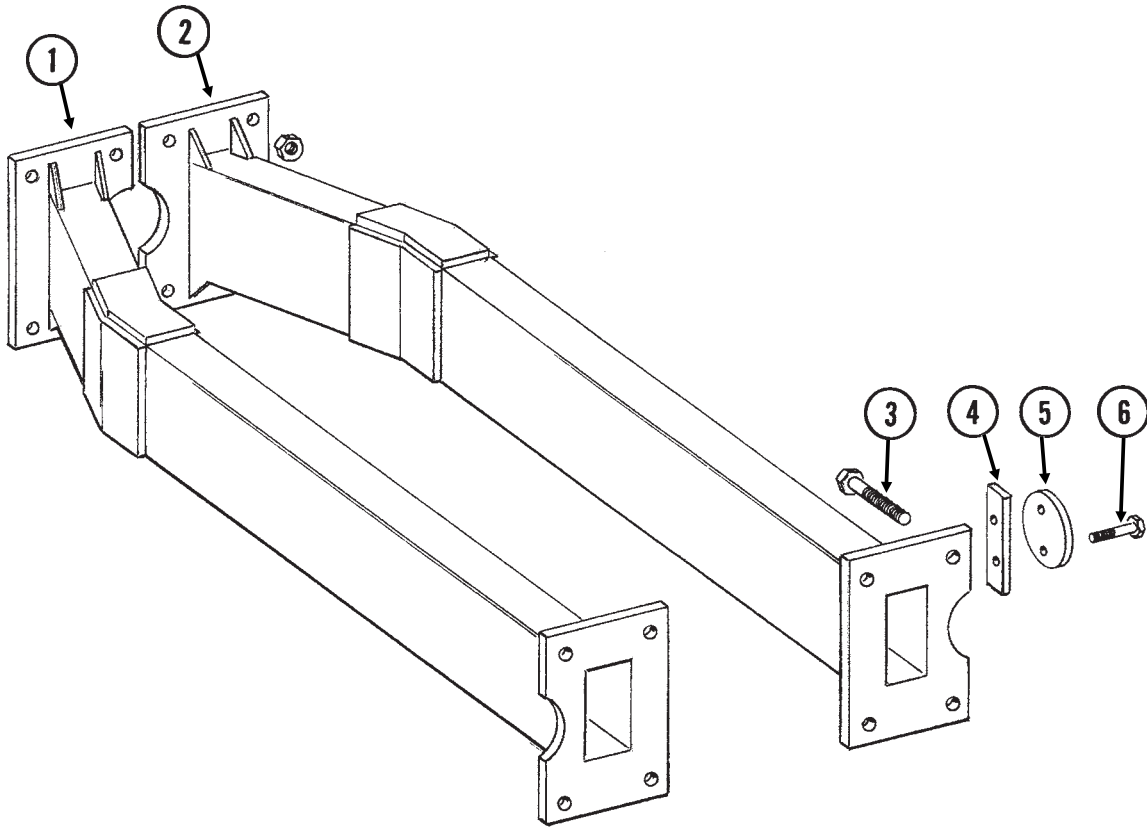


TRANSPORT LATCH POST

ITEM	PART NO.	QTY.	DESCRIPTION
1.		-	See "Transport Latch Post Cylinder", Page P65
2.	GA8356	1	Catch Post
3.	GA8357	1	Catch Mount
4.	GD9093	6	Poly Wear Pad
5.	GB0230	6	Cap
6.	GB0234	6	Adjustment Plug
7.	G10438	8	Hex Head Cap Screw, 1/2"-13 x 3/4"
	G10014	4	Hex Head Cap Screw, 1/2"-13 x 1"
8.	GD11489	2	U-Bolt, 3" x 6" x 5/8"-11
	G10230	4	Lock Washer, 5/8"
	G10104	4	Hex Nut, 5/8"-11
9.	G10934	8	Flat Head Hex Socket Cap Screw, 5/16"-18 x 1"
	G10221	8	Washer, 5/16" SAE
	G10232	8	Lock Washer, 5/16"
	G10106	8	Hex Nut, 5/16"-18
10.	GD11473	2	Pad

HITCH EXTENSIONS

PHA050/PHA051(2400L)

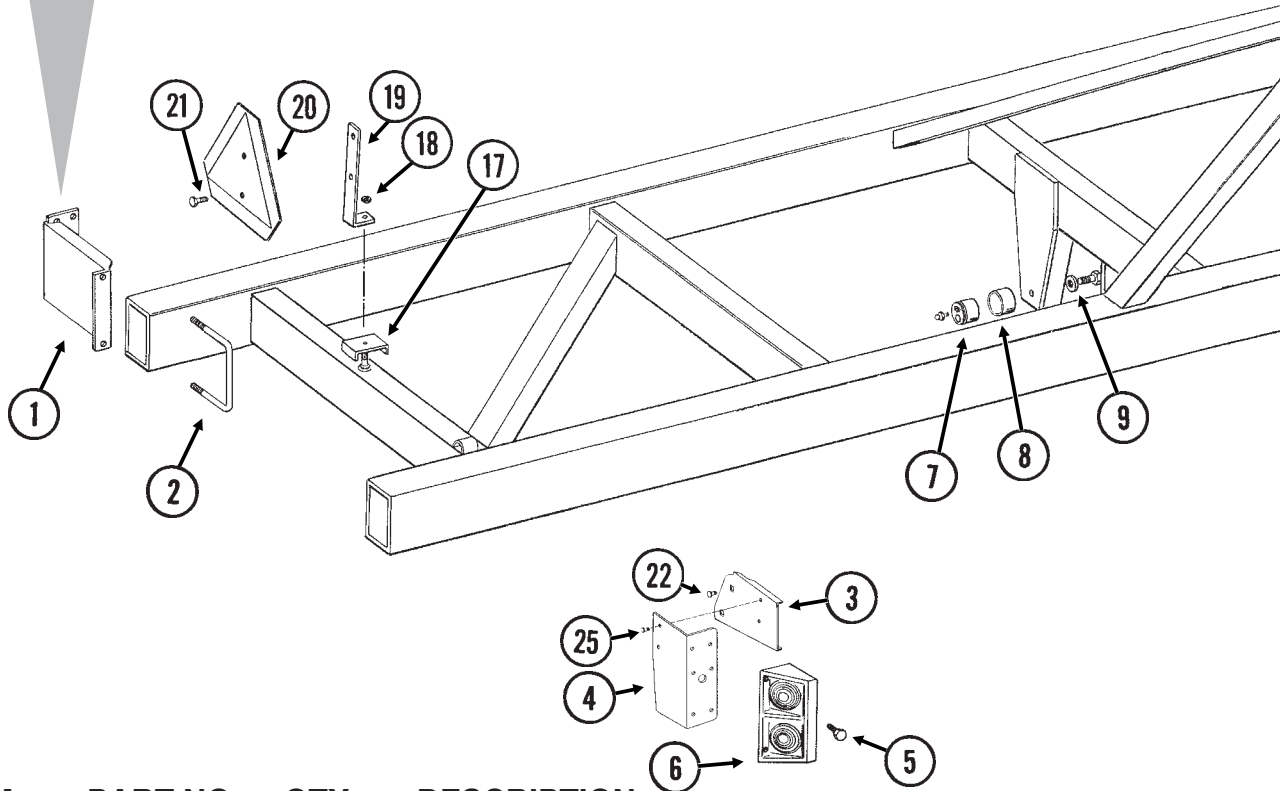
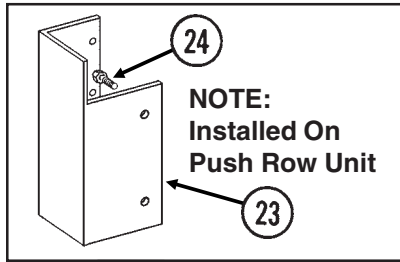


HITCH EXTENSIONS

ITEM	PART NO.	QTY.	DESCRIPTION
1.	GA8350	1	Hitch Extension, R.H.
2.	GA8362	1	Hitch Extension, L.H.
3.	G10441	8	Hex Head Cap Screw, $\frac{7}{8}$ "-9 x 3", Grade 8
	GD10063	16	Hardened Washer, $\frac{7}{8}$ "
	G10442	8	Hex Nut, $\frac{7}{8}$ "-9, Grade 8
4.	GD11512	1	Dust Cap Bar
5.	GD11507	1	Dust Cap
6.	G10048	2	Hex Head Cap Screw, $\frac{3}{8}$ "-16 x 2"
	G10229	2	Lock Washer, $\frac{3}{8}$ "
7.	GD13115	2	Spacer (If Applicable)
8.	GD14249	2	Hitch Support Plate
9.	GA9945	1	Hitch Support Assembly
10.	G10046	8	Hex Head Cap Screw, $\frac{5}{8}$ "-11 x 5"
	G10104	8	Hex Nut, $\frac{5}{8}$ "-11
	G10230	8	Lock Washer, $\frac{5}{8}$ "

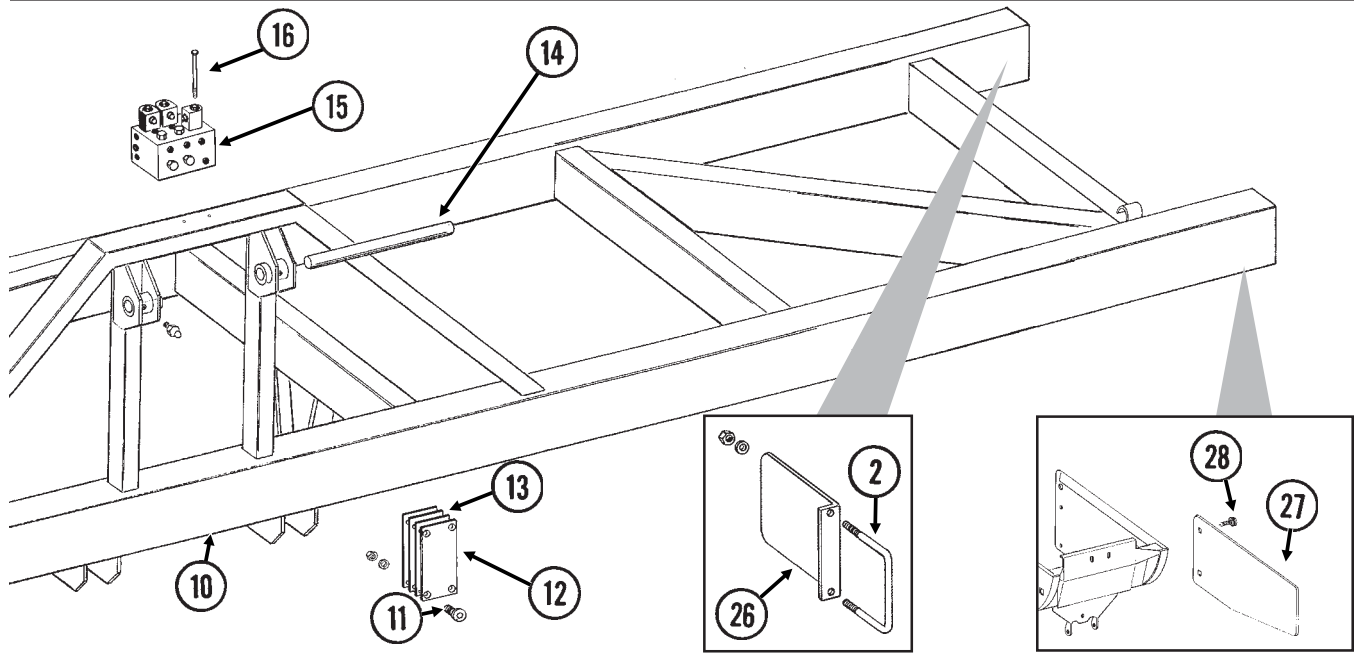
PLANTER FRAME

(3400hhh/TWL180b/3400i/TWL181/TWL182)



ITEM	PART NO.	QTY.	DESCRIPTION
1.	GA9061	1	Light Bracket, Short
2.	GD1113	1-2	U-Bolt, 5" x 7" x 5/8"-11
	G10230	2-4	Lock Washer, 5/8"
	G10104	2-4	Hex Nut, 5/8"-11
3.	GD15968	1	Light Mount Extension
4.	GD12724	1	Bracket
5.	G10064	8	Hex Head Cap Screw, 1/4"-20 x 1"
	G10227	8	Lock Washer, 1/4"
	G10103	8	Hex Nut, 1/4"-20
6.		-	See "Electrical Components", Pages P74 And P75
7.	GA6497	2	Cam Follower W/Grease Fitting
	G10640	-	Grease Fitting, 1/4"-28
8.	GD10532	2	Sleeve
9.	G10025	2	Hex Head Cap Screw, 3/4"-10 x 1 1/2"
	G10231	2	Lock Washer, 3/4" (If Applicable)
	GD9052	2	Special Washer, 3/4" I.D. x 2" O.D., Hardened
10.	A8352	1	Frame, 270" (Non-Stock Item)
11.	G10361	8	Flat Head Hex Socket Countersunk Cap Screw, 1/2"-13 x 1 1/2"
	G10228	8	Lock Washer, 1/2"
	G10102	8	Hex Nut, 1/2"-13
12.	GD11362	2	Push Pad
13.	GD11359	6	Shim

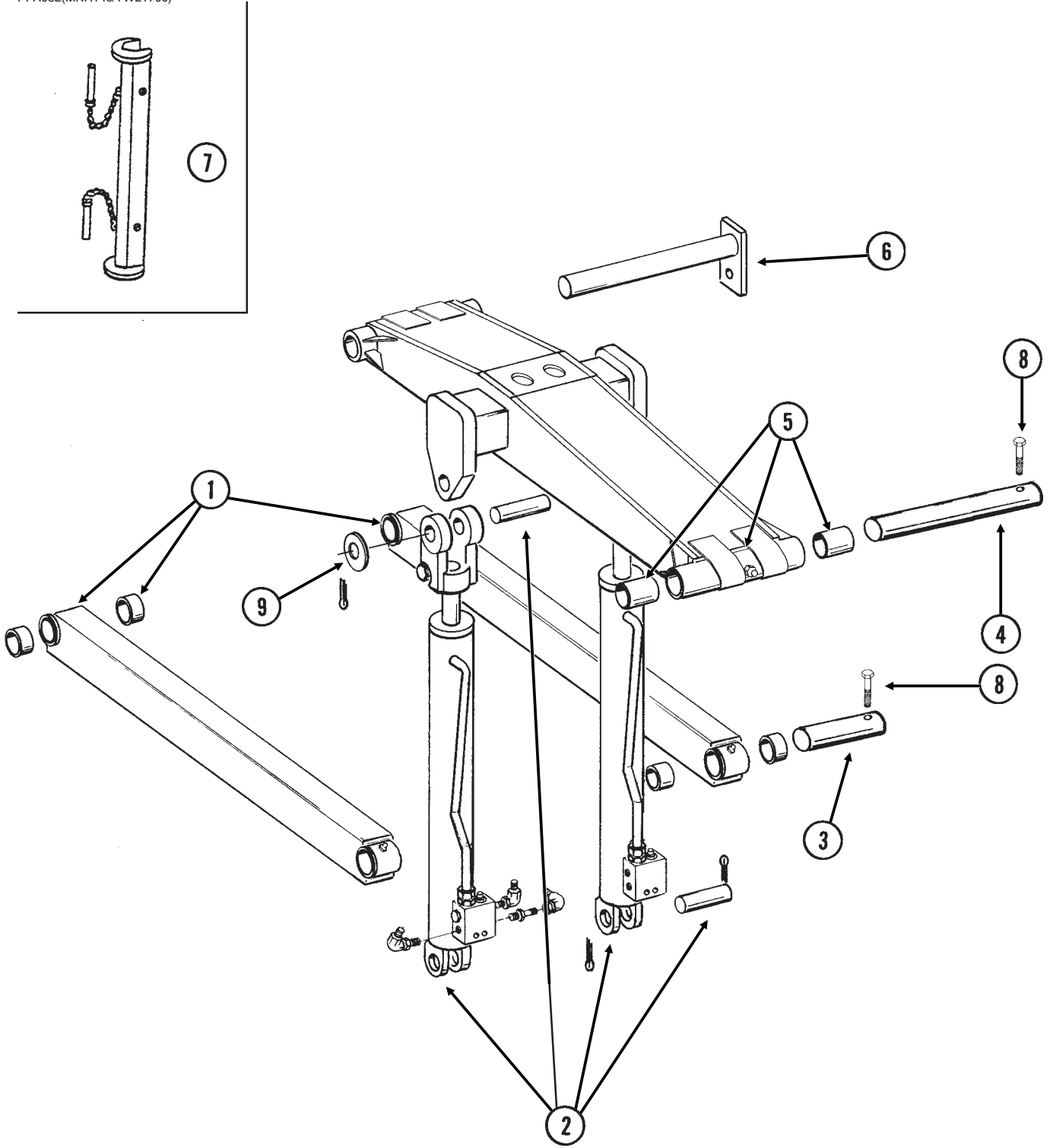
PLANTER FRAME



ITEM	PART NO.	QTY.	DESCRIPTION
14.		-	See "Frame Lift Linkage", Pages P48 And P49
15.		-	See "Valve Block - Located On Rear Center Frame", Page P68
16.	G10937	1	Hex Head Cap Screw, $\frac{3}{8}$ "-16 x 6 $\frac{1}{2}$ "
	G10954	1	Hex Head Cap Screw, $\frac{3}{8}$ "-16 x 7"
	G10210	2	Washer, $\frac{3}{8}$ " USS
	G10229	2	Lock Washer, $\frac{3}{8}$ "
	G10101	2	Hex Nut, $\frac{3}{8}$ "-16
17.	GD0740	-	Hose Clamp, $\frac{3}{4}$ " x 4" x 3 $\frac{1}{2}$ "
	GD5875	-	Hose Clamp, $\frac{9}{16}$ " x 2 $\frac{1}{2}$ " x 2"
18.	G10101	-	Hex Nut, $\frac{3}{8}$ "-16
19.	GD11555	-	SMV Bracket
20.		-	See "Decals, Paint And Miscellaneous", Pages P104-P106
21.	G10022	2	Hex Head Cap Screw, $\frac{1}{4}$ "-20 x $\frac{1}{2}$ "
	G10227	2	Lock Washer, $\frac{1}{4}$ "
	G10103	2	Hex Nut, $\frac{1}{4}$ "-20
22.	G10312	-	Carriage Bolt, $\frac{5}{16}$ "-18 x $\frac{3}{4}$ "
	G10620	-	Serrated Flange Nut, $\frac{5}{16}$ "-18
23.	GD12703	1	Push Row Unit Light Bracket
24.	G10001	2	Hex Head Cap Screw, $\frac{3}{8}$ "-16 x 1"
	G10229	2	Lock Washer, $\frac{3}{8}$ "
	G10101	2	Hex Nut, $\frac{3}{8}$ "-16
25.	G10064	-	Hex Head Cap Screw, $\frac{1}{4}$ "-20 x 1"
	G10227	-	Lock Washer, $\frac{1}{4}$ "
	G10103	-	Hex Nut, $\frac{1}{4}$ "-20
26.	GA9063	1	Reflective Decal Bracket
27.	GD12710	1	Reflective Decal Bracket
28.	G10312	2	Carriage Bolt, $\frac{5}{16}$ "-18 x $\frac{3}{4}$ "
	G10620	2	Serrated Flange Nut, $\frac{5}{16}$ "-18
A.	G7698X	-	Push Row Unit Mounted Light Bracket Package (Items 23 And 24 On This Page And Harness Extension, Item 41 on Pages P66 And P67)

FRAME LIFT LINKAGE

PFA082(MKR14c/TWL170c)

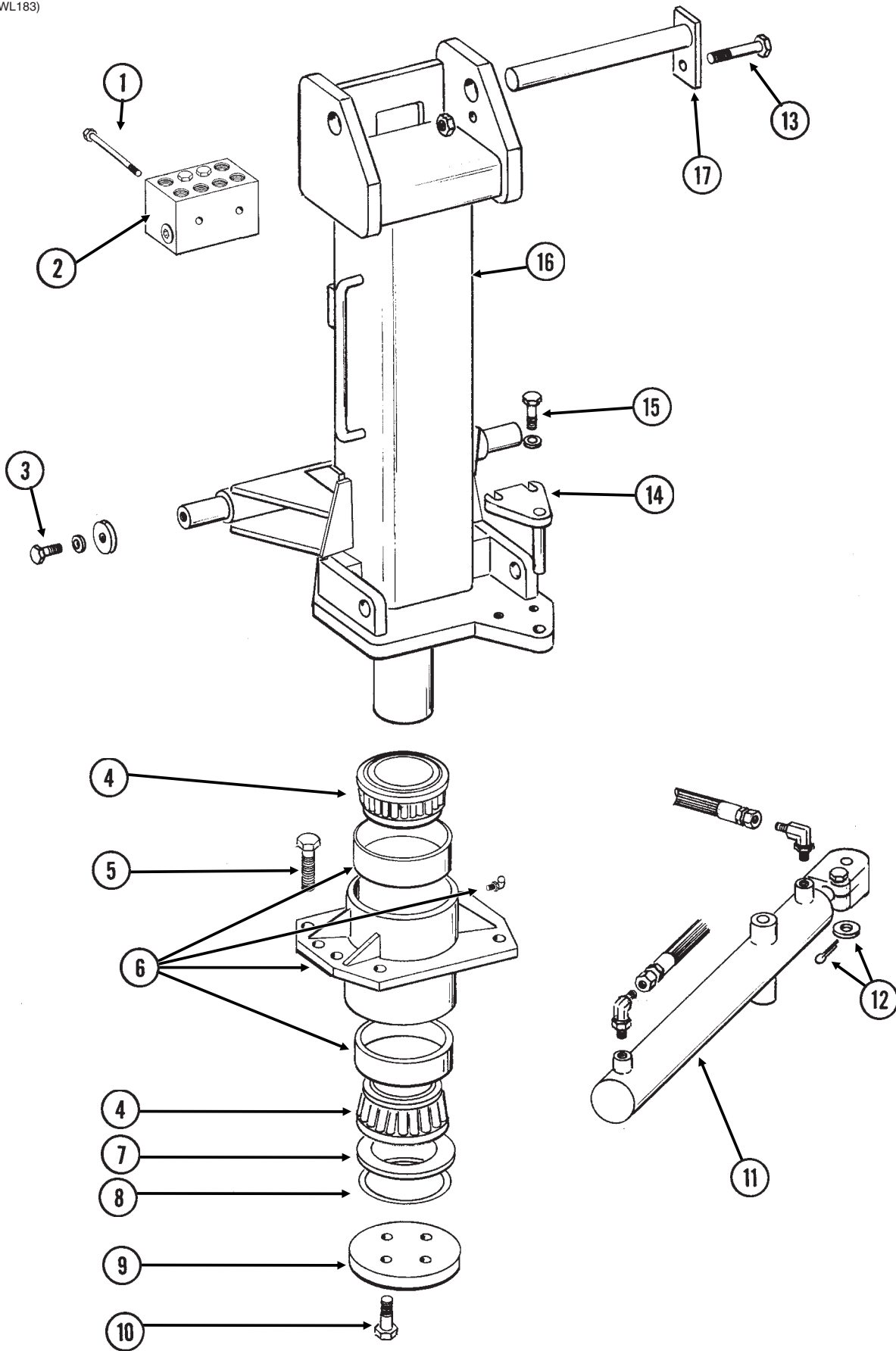


FRAME LIFT LINKAGE

ITEM	PART NO.	QTY.	DESCRIPTION
1.	GA8762	2	Lower Arm W/Grease Fittings And Bronze Bushings
	G10640	-	Grease Fitting, 1/4"-28
	GD11428	-	Bronze Bushing, 1 1/4" Wide (4 Per Arm)
2.		-	See "Slave Cylinder", Page P63
3.	GD11444	2	Pin, 1 3/4" x 7 3/8"
4.	GD11445	1	Pin, 1 3/4" x 18 1/4"
5.	GA9909	1	Upper Lift Arm W/Grease Fittings And Bronze Bushings
	G10640	-	Grease Fitting, 1/4"-28
	G10643	-	Grease Fitting, 45°, 1/4"-28
	GD11427	-	Bronze Bushing, 2" Wide (4 Per Arm)
	GD11751	-	Steel Bushing, 1" Wide (2 Per Arm)
6.		-	See "Center Pivot", Pages P50 And P51
7.	GA8172	2	Safety Lockup W/Detent Pins, 20"
	G10536	-	Detent Pin, 1/2" x 2 1/2" Grip
8.	G10755	3	Hex Head Cap Screw, 5/16"-18 x 3"
	G10109	3	Lock Nut, 5/16"-18, Grade 8
9.	G10139	4	Washer, 1 1/4" USS

CENTER PIVOT

PFA083(TWL183)

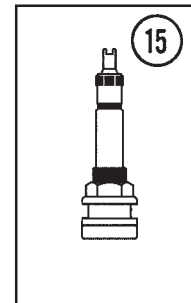
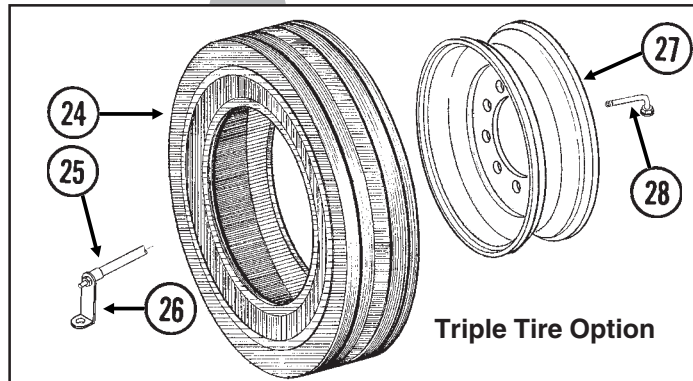
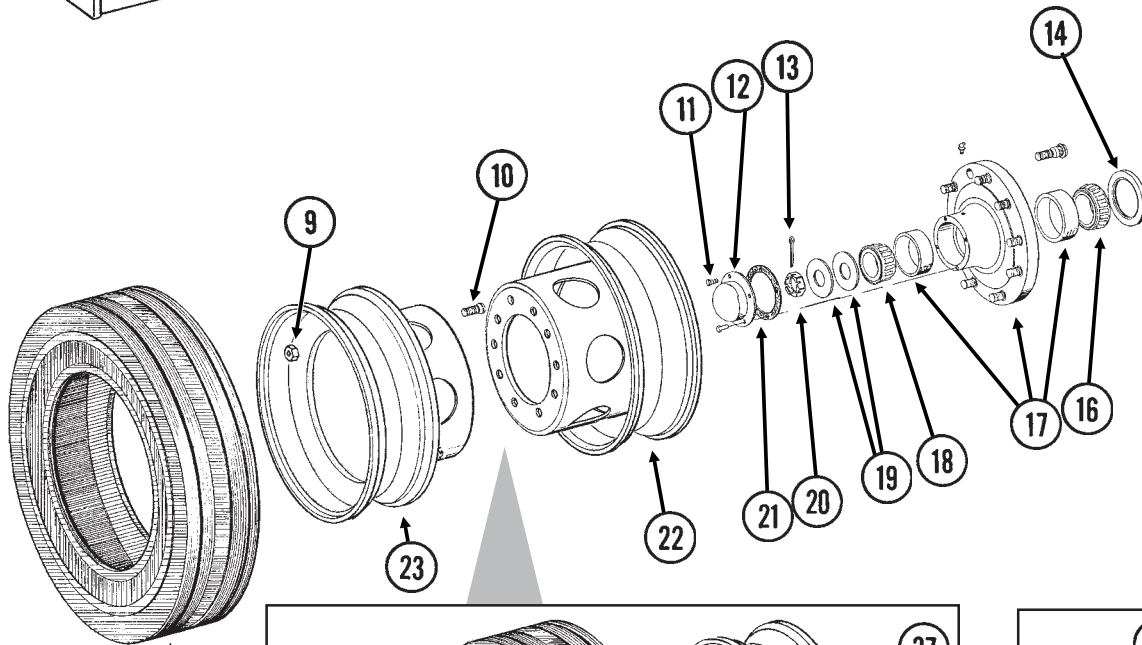
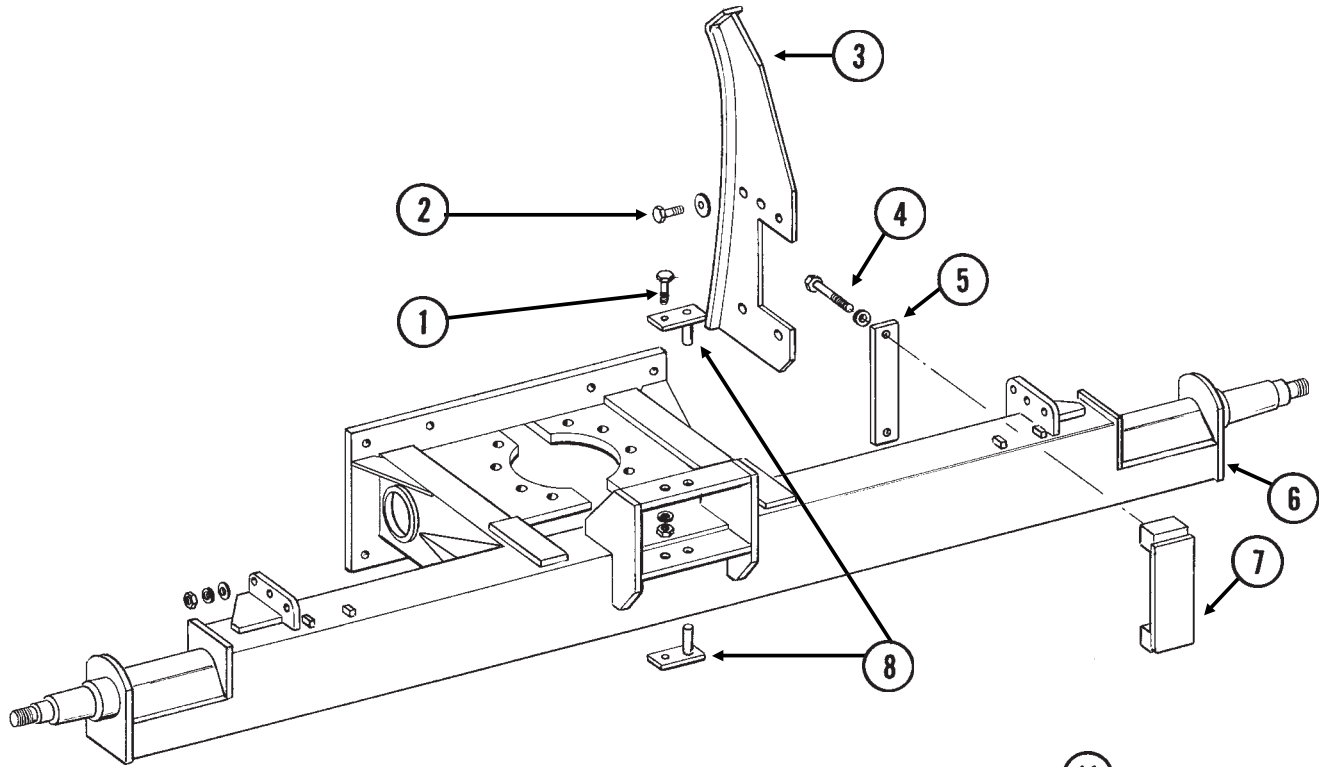


CENTER PIVOT

ITEM	PART NO.	QTY.	DESCRIPTION
1.	G10936	2	Hex Head Cap Screw, $\frac{5}{16}$ "-18 x 3 $\frac{1}{2}$ "
	G10210	2	Washer, $\frac{3}{8}$ " USS
	G10229	2	Lock Washer, $\frac{3}{8}$ "
2.		-	See "Junction Block - Located On Front Of Center Pivot", Page P69
3.	G10007	2	Hex Head Cap Screw, $\frac{5}{8}$ "-11 x 1 $\frac{1}{2}$ "
	GD11456	2	Washer, $\frac{11}{16}$ " I.D. x 2 $\frac{1}{2}$ " O.D. x $\frac{1}{4}$ " Thick
	GD7805	2	Special Washer, $\frac{5}{8}$ ", Hardened
	G10230	2	Lock Washer, $\frac{5}{8}$ "
4.	GA7096	2	Cone
5.	G10441	8	Hex Head Cap Screw, $\frac{7}{8}$ "-9 x 3", Grade 8
	GD10063	8	Hardened Washer, $\frac{7}{8}$ "
	G10442	8	Hex Nut, $\frac{7}{8}$ "-9, Grade 8
6.	GA7067	1	Bearing Housing W/Cups And Grease Fitting
	GD10011	-	Cup
	G10779	-	Grease Fitting, 90°, $\frac{1}{4}$ "-28
7.	GD10012	10	Shim, .005" Thick (As Required)
	GD10014	10	Shim, .007" Thick (As Required)
	GD10013	10	Shim, .020" Thick (As Required)
8.	GD9130	1	O-Ring
9.	GD9636	1	Bearing Cap
10.	G10027	4	Hex Head Cap Screw, $\frac{3}{4}$ "-10 x 2 $\frac{1}{2}$ "
	GD2169	4	Special Washer, $\frac{25}{32}$ " I.D. x 1 $\frac{1}{4}$ " O.D., Hardened
11.		-	See "Rotation Cylinder", Page P66
12.	G10139	1	Washer, 1 $\frac{1}{4}$ " USS
	G10460	1	Cotter Pin, $\frac{1}{4}$ " x 2"
13.	G10016	1	Hex Head Cap Screw, $\frac{1}{2}$ "-13 x 2"
	G10228	1	Lock Washer, $\frac{1}{2}$ "
	G10102	1	Hex Nut, $\frac{1}{2}$ "-13
14.	GA8351	1	Hammer Strap
15.	G10394	2	Hex Head Cap Screw, $\frac{3}{4}$ "-16 x 2"
	GD2169	2	Special Washer, $\frac{25}{32}$ " I.D. x 1 $\frac{1}{4}$ " O.D., Hardened
	G10231	2	Lock Washer, $\frac{3}{4}$ "
16.	GA9064	1	Center Post
17.	GA8374	1	Hammer Strap

AXLE AND TRANSPORT/GROUND DRIVE WHEEL ASSEMBLY

HTA047/HTA048(3400g/TWL184/A7434)



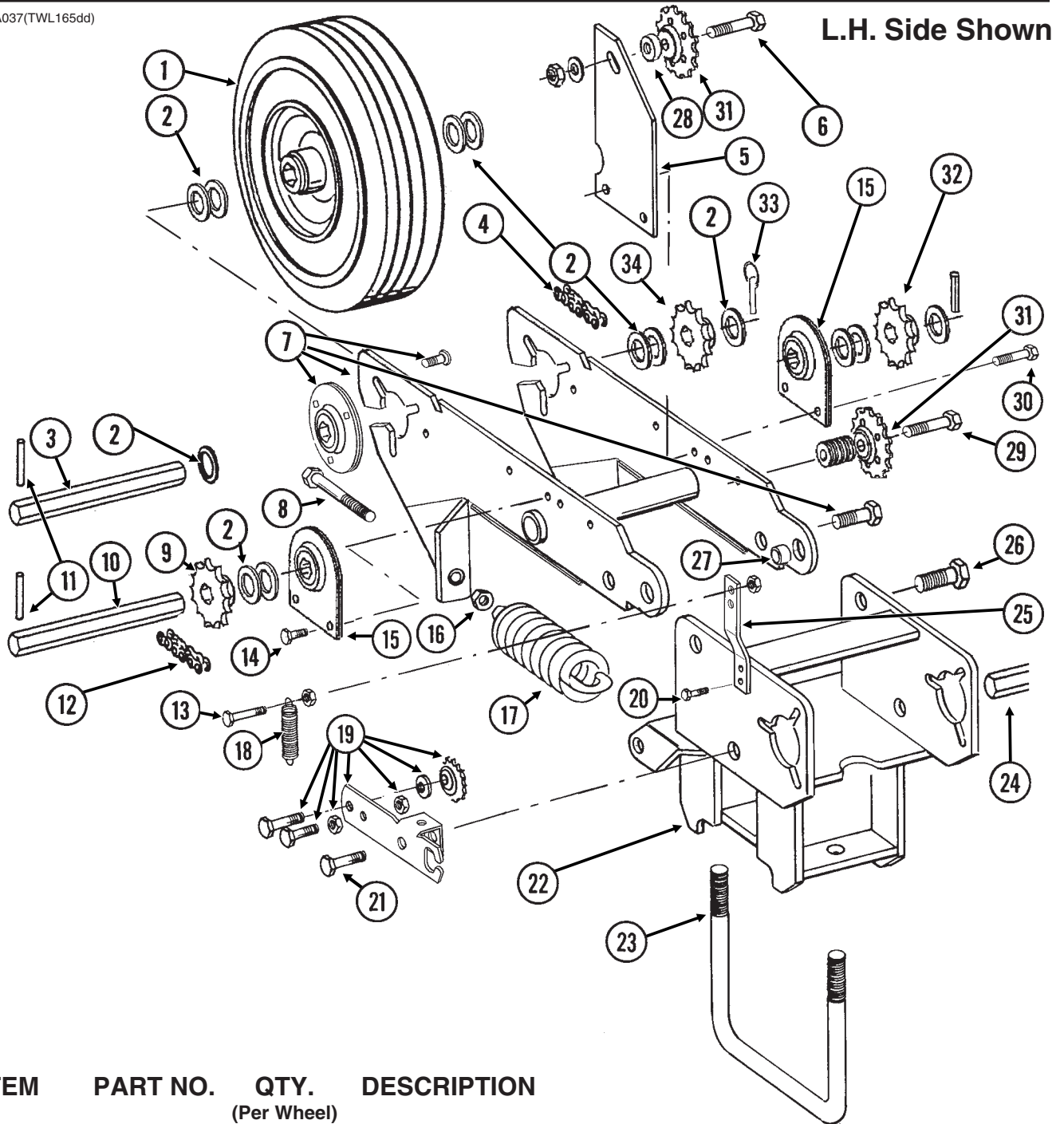
AXLE AND TRANSPORT/GROUND DRIVE WHEEL ASSEMBLY

ITEM	PART NO.	QTY. (Per Assy.)	DESCRIPTION
1.	G10017	2	Hex Head Cap Screw, 1/2"-13 x 1 1/2"
	G10228	2	Lock Washer, 1/2"
	G10102	2	Hex Nut, 1/2"-13
2.	G10008	10	Hex Head Cap Screw, 5/8"-11 x 2"
	GD7805	20	Special Washer, 5/8", Hardened
	G10107	10	Lock Nut, 5/8"-11
3.	GA8402	1	Cam Guide
4.	G10318	2	Hex Head Cap Screw, 5/8"-11 x 4 1/2"
	G10230	2	Lock Washer, 5/8"
5.	GD11454	1	Bar
6.	GA8348	1	Axle
7.	GA8383	1	Push Pad
8.	GA8405	2	Hammer Strap
9.	GD9509	10	Outer Budd Nut
10.	GD12567	10	Inner Budd Nut, 2 5/8" Long
11.	G10376	4	Hex Head Cap Screw, 5/16"-18 x 3/4"
12.	GD1529	1	Dust Cap
13.	G10460	1	Cotter Pin, 1/4" x 2"
14.	GA5988	1	Seal
15.	GA7434	1	Valve Stem
16.	GA5987	1	Inner Bearing
17.	GA5965	1	Hub W/Cups, Grease Fitting And Stud Bolts (10 Bolt)
	GR0322	-	Outer Cup
	GD8532	-	Inner Cup
	G10373	-	Grease Fitting, 45°, 1/8"-27
	GR0257	-	Bolt, 3/4"-16 x 2 1/2"
18.	GA0705	1	Outer Bearing
19.	G10139	2	Washer, 1 1/4" USS
20.	G10070	1	Slotted Hex Nut, 1 1/4"-12
21.	GD1536	1	Seal
22.	GA8354	1	Long Rim, 15 1/4" Deep
23.	GA8353	1	Short Rim, 11 1/4" Deep
24.	GD13409	2-3	Tire, 255-70R 22.5" W/O Center Rib, Tubeless (Specify Brand*)
25.	GA9056	1	Air Hose
26.	GD12704	1	Bracket
27.	GA8952	1	Center Rim Weld
28.	GA9139	1	Air Hose Elbow, 90°

* Specific brand requests will be supplied only as available from current KINZE® Repair Parts stock. If a specific brand requested is not in stock, the brand available will be supplied.

CONTACT WHEEL ASSEMBLY

PLA037(TWL165dd)



ITEM	PART NO.	QTY. (Per Wheel)	DESCRIPTION
1.	GA5090	-	Tire And Rim Assembly (Specify Brand*)
	GD5753	1	Tire, 4.10" x 6" (Specify Brand*)
	GD5752	1	Inner Tube
2.	G10233	-	Machine Bushing, 1", 10 Gauge
3.	GD6825-10.25	1	Hex Shaft, 7/8" x 10 1/4" (2 Holes)
4.	G3310-104	1	Chain, No. 40, 104 Pitch Including Connector Link, Used With 38 Tooth Sprocket
	G3310-92	1	Chain, No. 40, 92 Pitch Including Connector Link, Used With 15 And 19 Tooth Sprockets
5.	GR0912	-	Connector Link, No. 40
	GD11125	1	Bar
6.	G10397	1	Hex Head Cap Screw, 1/2"-13 x 2 3/4"
	G10168	1	Machine Bushing, 1/2", 7 Gauge
	G10111	1	Lock Nut, 1/2"-13

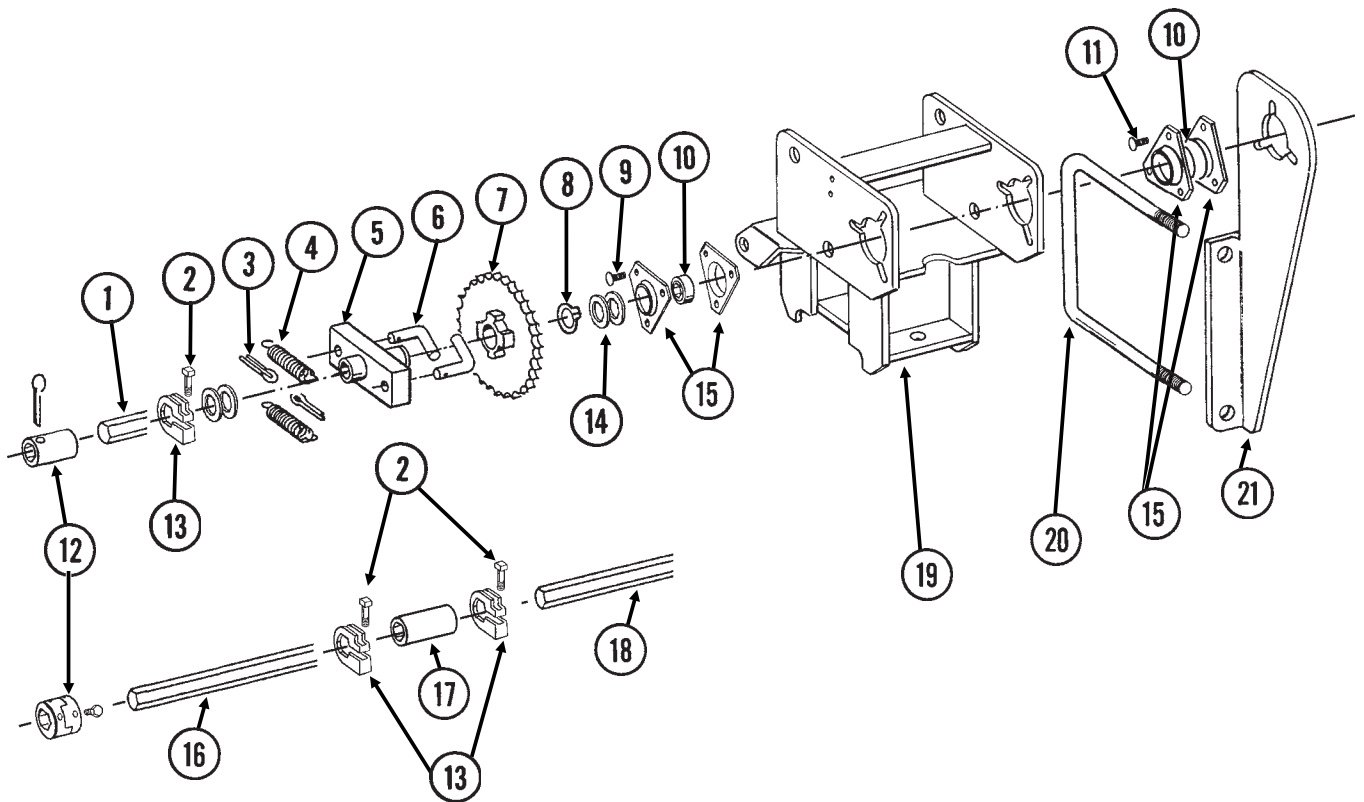
CONTACT WHEEL ASSEMBLY

ITEM	PART NO.	QTY. (Per Wheel)	DESCRIPTION
7.	A7370	1	Arm W/Flanged Bearings And Hardware (Non-Stock Item) (Sub G1K253)
	G10303	6	Carriage Bolt, 5/16"-18 x 1"
	G10232	6	Lock Washer, 5/16"
	G10106	6	Hex Nut, 5/16"-18
	GA8789	2	Flanged Bearing W/Grease Fitting, 7/8" Hex Bore (Sub GA9846)
	G10971	-	Grease Fitting, 45°, 1/4", Drive-In
	G10055	2	Hex Head Cap Screw, 5/8"-11 x 1 1/4" (Stop Bolt)
	G10107	2	Lock Nut, 5/8"-11
8.	G10890	2	Hex Head Adjusting Bolt, 1/2"-13 x 4", Grade 2
9.	GA5105	1	Sprocket, 15 Tooth
10.	GD6825-11.375	1	Hex Shaft, 7/8" x 11 3/8" (2 Holes)
11.	G10602	4	Spring Pin, 1/4" x 1 1/2"
12.	G3310-83	1	Chain, No. 40, 83 Pitch Including Connector Link And Offset Link
	GR0912	-	Connector Link, No. 40
	GR0911	-	Offset Link, No. 40
13.	G10746	1	Hex Head Cap Screw, 1/4"-20 x 2 3/4"
	G10103	1	Hex Nut, 1/4"-20
	G10110	1	Lock Nut, 1/4"-20, Grade B
14.	G10001	3	Hex Head Cap Screw, 3/8"-16 x 1"
	G10229	3	Lock Washer, 3/8"
	G10101	3	Hex Nut, 3/8"-16
15.	GA2180	2	Hanger Bearing, 7/8" Hex Bore
16.	G10501	2	Hex Jam Nut, 1/2"-13, Grade 2
17.	GA2068	2	Spring W/Plug
18.	GD5857	1	Spring
19.	GA9914	1	Idler W/Sprocket And Hardware, R.H.
	GA10081	-	Idler W/Sprocket And Hardware, L.H.
	G10100	2	Hex Nut, 7/16"-14
	G10421	1	Hex Head Cap Screw, 7/16"-14 x 1 1/4"
	GD11158	1	Spacer, 3/4" O.D. x 9/16" Long
	G10501	1	Hex Jam Nut, 1/2"-13, Grade 2
	G10581	1	Hex Head Cap Screw, 1/2"-13 x 2 1/4"
	GA7154	1	Sprocket W/Bearing, 18 Tooth
20.	G10019	2	Hex Head Cap Screw, 5/16"-18 x 1"
	G10232	2	Lock Washer, 5/16"
	G10106	2	Hex Nut, 5/16"-18
21.	G10036	1	Hex Head Cap Screw, 5/8"-11 x 4"
	G10503	1	Hex Jam Nut, 5/8"-11, Grade 2
	G10107	1	Lock Nut, 5/8"-11
22.	GA8426	1	Wheel Mount
23.	GD1134	1	U-Bolt, 7" x 5" x 5/8"-11
	G10230	2	Lock Washer, 5/8"
	G10104	2	Hex Nut, 5/8"-11
24.	-	-	See "Driveline", Pages P56 And P57
25.	GD5860	1	Bar
26.	G10751	2	Hex Head Cap Screw, 5/8"-18 x 1 3/4"
	G10235	6	Machine Bushing, 7/8", 14 Gauge
	GD7805	2	Special Washer, 5/8", Hardened
	G10412	2	Lock Nut, 5/8"-18
27.	GB0218	2	Bushing, 21/32" I.D. x 7/8" O.D. x 19/32" Long
28.	GD11158	1	Spacer, 3/4" O.D. x 9/16" Long
29.	G10053	1	Hex Head Cap Screw, 1/2"-13 x 2 1/2"
	G10128	5	Machine Bushing, 1/2", 14 Gauge
	G10111	1	Lock Nut, 1/2"-13
30.	G10004	1	Hex Head Cap Screw, 3/8"-16 x 1 1/4"
	G10229	1	Lock Washer, 3/8"
	G10101	1	Hex Nut, 3/8"-16
31.	GA7154	2	Sprocket W/Bearing, 18 Tooth
32.	GA5107	1	Sprocket, 19 Tooth
33.	GD2558	1	Lynch Pin, 1/4"
34.	GA5105	1	Sprocket, 15 Tooth
	GA5107	-	Sprocket, 19 Tooth
	GA11285	-	Sprocket, 38 Tooth
A.	G1K253	-	Contact Wheel Arm Replacement Kit (Item 3, 7, 8, 11 And 16)

* Specific brand requests will be supplied only as available from current KINZE® Repair Parts stock. If a specific brand requested is not in stock, the brand available will be supplied. Different brand tires may have different diameters. Change in tire brand could result in rate changes. To maintain consistent planting rates throughout all rows, it is recommended that all contact tires be of the same brand and be equally inflated.

DRIVELINE

PTD091(TWL166a)

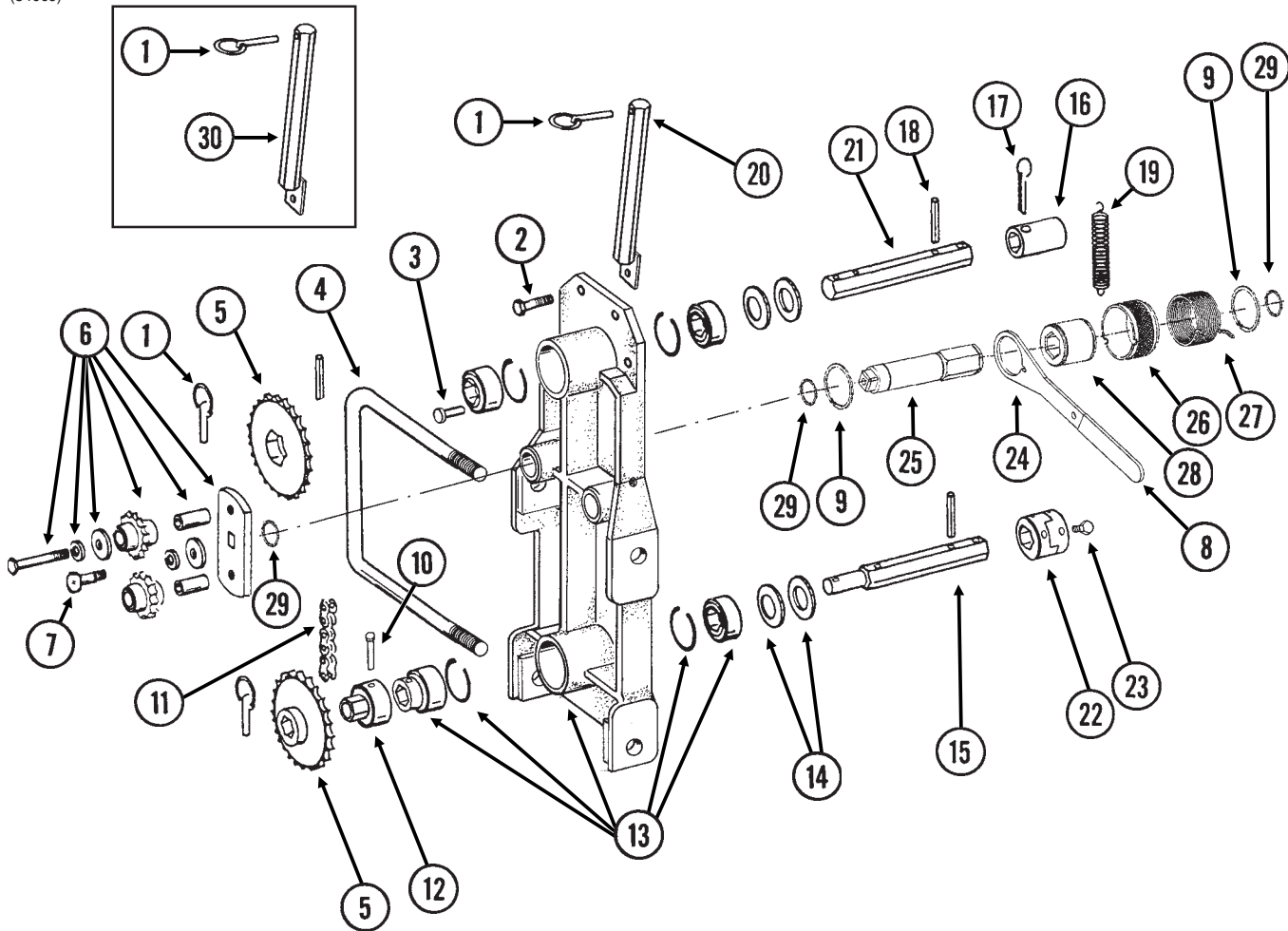


DRIVELINE

ITEM	PART NO.	QTY.	DESCRIPTION
1.	GD0914-204	1	Hex Shaft, 7/8" x 204" (No Holes)
2.	G10130	-	Square Head Machine Bolt, 5/16"-18 x 1 3/4"
	G10923	-	Flange Nut, 5/16"-18, No Serration
3.	G10453	2	Cotter Pin, 3/16" x 1"
4.	GD1256	2	Spring
5.	GA0378	1	Block And Hub Assembly
6.	GD1255	2	L-Pin
7.	GA7574	1	Sprocket W/Bushing, 34 Tooth
8.	G10430	1	External Retaining Ring, 1 1/4"
9.	G10303	6	Carriage Bolt, 5/16"-18 x 1"
	G10232	6	Lock Washer, 5/16"
	G10106	6	Hex Nut, 5/16"-18
10.	G2100-03	3	Bearing, 7/8" Hex Bore, Spherical
11.	G10303	3	Carriage Bolt, 5/16"-18 x 1"
	G10219	3	Washer, 5/16" USS
	G10232	3	Lock Washer, 5/16"
	G10106	3	Hex Nut, 5/16"-18
12.		-	See "Seed Rate Transmission", Pages P58 And P59
13.	GD11045	-	Lock Clamp
14.	G10233	-	Machine Bushing, 1", 10 Gauge
15.	G3400-01	6	Flangette
16.	GD0914-43	1	Hex Shaft, 7/8" x 43" (No Holes)
17.	GD1719	1	Coupler, 4"
18.	GD0914-206	1	Hex Shaft, 7/8" x 206" (No Holes)
19.		-	See "Contact Wheel Assembly", Pages P54 And P55
20.	GD1113	1	U-Bolt, 5" x 7" x 5/8"-11
	G10230	2	Lock Washer, 5/8"
	G10104	2	Hex Nut, 5/8"-11
21.	GD11549	1	Center Support
A.	GA8451	-	Ratchet/Sprocket Assembly, L.H. (Items 3-8)(Shown)
	GA8450	-	Ratchet/Sprocket Assembly, R.H. (Items 3-8)
B.	G1K269	-	Lock Clamp Kit (Items 2 And 13)

SEED RATE TRANSMISSION

(3400J)



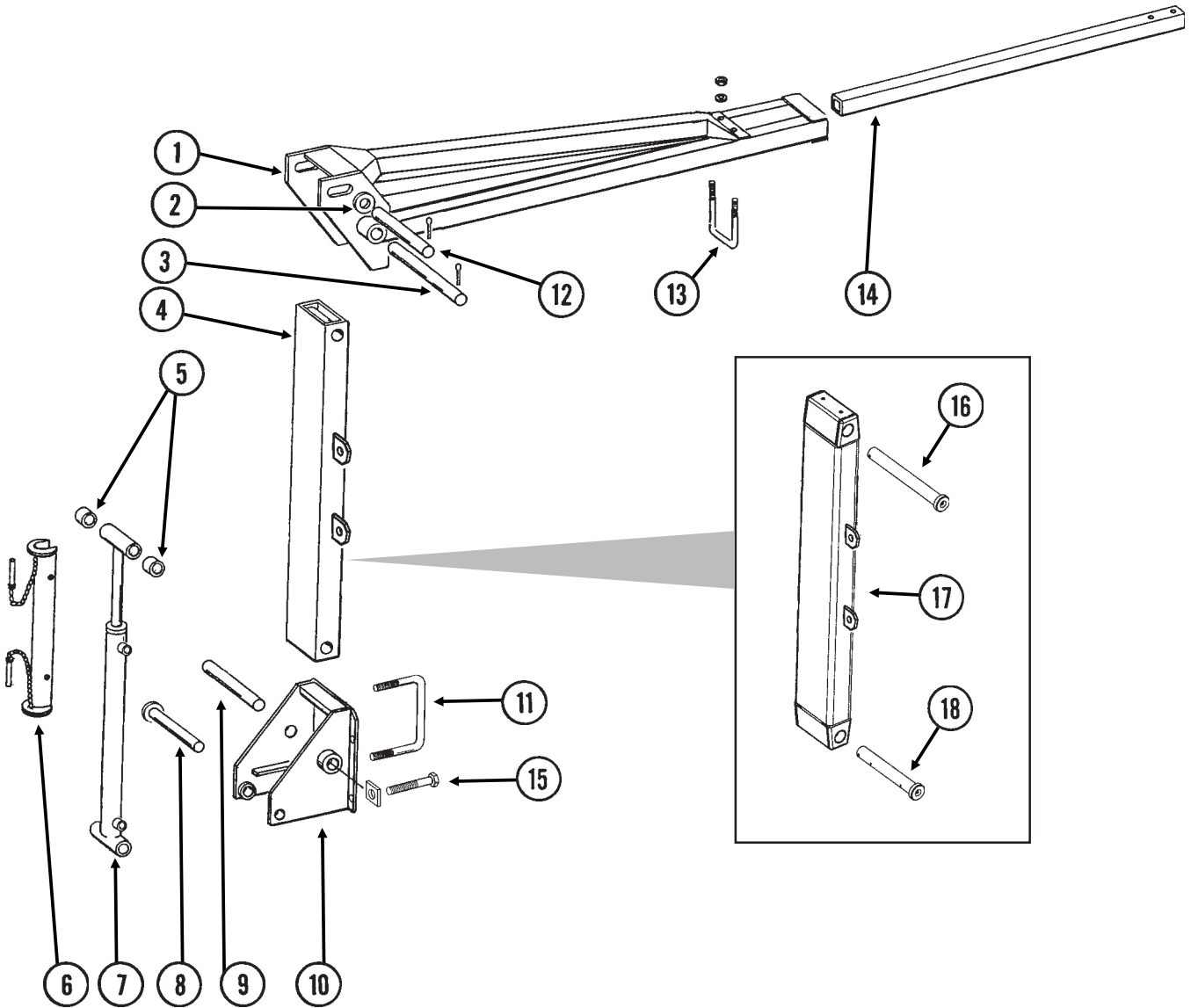
ITEM	PART NO.	QTY.	DESCRIPTION
1.	GD2558	3	Lynch Pin, 1/4"
2.	G10017	2	Hex Head Cap Screw, 1/2"-13 x 1 1/2"
	G10228	2	Lock Washer, 1/2"
	G10102	2	Hex Nut, 1/2"-13
3.	G10478	1	Clevis Pin, 5/16" x 1"
	G10409	1	Retaining Ring, 5/16"
4.	GD1113	1	U-Bolt, 5" x 7" x 5/8"-11
	G10230	2	Lock Washer, 5/8"
	G10104	2	Hex Nut, 5/8"-11

SEED RATE TRANSMISSION

ITEM	PART NO.	QTY.	DESCRIPTION
5.	GA5106	1	Sprocket, 17 Tooth
	GA5107	1	Sprocket, 19 Tooth
	GA5108	2	Sprocket, 23 Tooth
	GA5109	1	Sprocket, 24 Tooth
	GA5110	1	Sprocket, 25 Tooth
	GA5111	1	Sprocket, 26 Tooth
	GA5112	1	Sprocket, 27 Tooth
	GA5113	1	Sprocket, 28 Tooth
6.	GA7336	1	Idler W/Bolt-On Sprockets
	GD7426	-	Sprocket, 12 Tooth
	GD1026	-	Sleeve, 1 ³ / ₁₆ " Long
	G10210	-	Washer, ³ / ₈ " USS
	G10229	-	Lock Washer, ³ / ₈ "
	G10047	-	Hex Head Cap Screw, ³ / ₈ "-16 x 1 ³ / ₄ "
7.	G11100	1	Hex Socket Button Head Cap Screw, ¹ / ₄ "-20 x ¹ / ₂ ", Grade 8
	G10227	1	Lock Washer, ¹ / ₄ "
	G10209	1	Washer, ¹ / ₄ " USS
8.	G11078	1	Vinyl Cap
9.	G10496	2	External Inverted Snap Ring, 1 ¹ / ₂ "
10.	G10821	1	Clevis Pin, ³ / ₁₆ " x 2"
	G10455	1	Cotter Pin, ¹ / ₁₆ " x ¹ / ₂ "
11.	G3310-80	1	Chain, No. 40, 80 Pitch Including Connector Link
	GR0912	-	Connector Link, No. 40
12.	GD7127	1	Shear Coupler
	GR0912	-	Connector Link, No. 40
13.	GA5629	1	Transmission Plate W/Bearings, Grease Fittings And Retaining Rings
	GA5116	3	Bearing, ⁷ / ₈ " Hex Bore, Cylindrical
	GA5624	1	Special Bearing, ⁷ / ₈ " Hex Bore x 1.6"
	GD6551	4	Ring
	G10640	-	Grease Fitting, ¹ / ₄ "-28
14.	G10233	4	Machine Bushing, 1", 10 Gauge
15.	GD7822	1	Shaft, ⁷ / ₈ " x 7"
16.	GD7867	1	Coupler, 3"
17.	G10460	1	Cotter Pin, ¹ / ₄ " x 2"
18.	G10602	3	Spring Pin, ¹ / ₄ " x 1 ¹ / ₂ "
19.	GD5857	1	Spring
20.	GA5146	1	Sprocket Storage Rod, 9 ⁹ / ₁₆ "
21.	GD5835	1	Shaft, ⁷ / ₈ " x 7"
22.	GB0287	2	Coupler
23.	G10131	4	Square Head Set Screw, ⁵ / ₁₆ "-18 x ³ / ₄ "
24.	GD14431	1	Handle
25.	GD14427	1	Tightener Shaft, 4 ⁷ / ₈ "
26.	GD14429	1	Release Collar, Silver, L.H.
27.	GD14414	1	Torsion Spring, R.H. (Used In L.H. Wrap Spring Wrench)
28.	GD14432	1	Sleeve, 1 ¹ / ₄ "
29.	G11075	3	External Inverted Snap Ring, ⁷ / ₈ "
30.	GA8802	1	Sprocket Storage Rod, 8 ⁹ / ₁₆ "
A.	G1K379	-	Wrap Spring Wrench Replacement Kit, Silver Collar, L.H. (Items 7-9 And 24-29)

ROW MARKER ASSEMBLY

(MKR23b/A11593a)

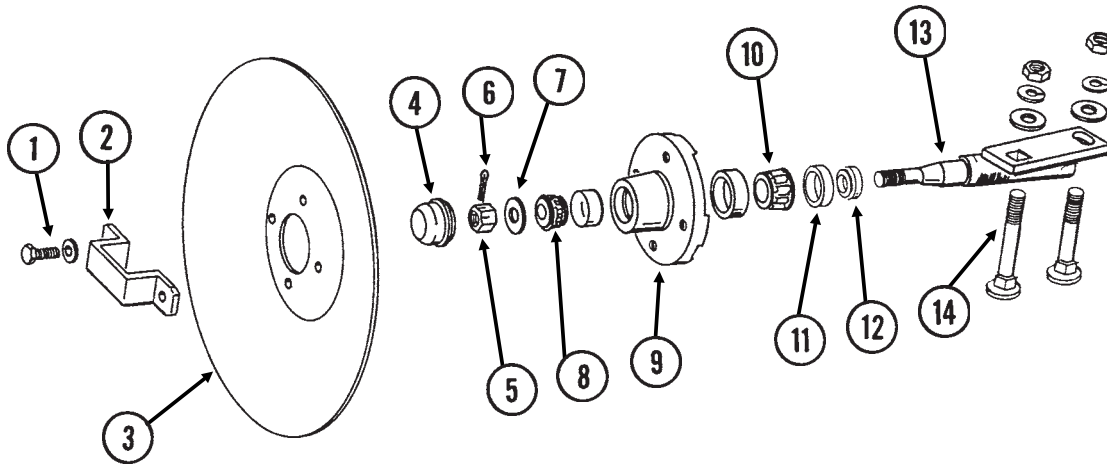


ROW MARKER ASSEMBLY

ITEM	PART NO.	QTY.	DESCRIPTION
		(Per Assy.)	
1.	GA8472	1	Arm, Second Stage, 46"
2.	G10226	-	Washer, 1 1/4" SAE (As Required)
	G10159	-	Machine Bushing, 1 1/4", 10 Gauge (As Required)
	G10322	-	Machine Bushing, 1 1/4", 18 Gauge (As Required)
3.	GD3214	1	Pin, 1 1/4" x 12 1/4"
	G10460	2	Cotter Pin, 1/4" x 2"
4.	GA8407	1	Arm W/Grease Fittings, First Stage
	G10641	2	Grease Fitting, 1/8" NPT
5.	GD0752-41	4	Sleeve, 1"
6.	GA8170	1	Safety Lockup W/Detent Pins, 19 3/8"
	G10536	-	Detent Pin, 1/2" x 2 1/2" Grip
7.		-	See "Row Marker Cylinder", Page P66
8.	GD15386	1	Pin, 1 1/4" x 7 5/8"
	G10460	1	Cotter Pin, 1/4" x 2"
9.	GD0652	1	Pin, 1 1/4" x 9 1/2"
	G10460	2	Cotter Pin, 1/4" x 2"
10.	GA8382	1	Mount
11.	GD14605	1	U-Bolt, 3" x 6" x 3/4"-10
	G10231	2	Lock Washer, 3/4"
	G10105	2	Hex Nut, 3/4"-10
12.	GD2161	1	Pin, 1 1/4" x 8 1/4"
	G10460	2	Cotter Pin, 1/4" x 2"
13.	GD2721	1	U-Bolt, 2" x 2" x 1/2"-13
	G10228	2	Lock Washer, 1/2"
	G10102	2	Hex Nut, 1/2"-13
14.	GD0453-08	1	Extension Tube, 65"
15.	G10050	2	Hex Head Cap Screw, 3/4"-10 x 5"
	GD14604	2	Square Washer
	G10231	2	Lock Washer, 3/4"
	G10105	2	Hex Nut, 3/4"-10
16.	GA11766	-	Pin W/Grease Fitting, 1 1/4" x 11 13/16"
	G10640	-	Grease Fitting, 1/4"-28
	G10463	-	Cotter Pin, 1/4" x 1 1/2"
17.	GA11593	-	Arm, First Stage
18.	GA11767	-	Pin W/Grease Fitting, 1 1/4" x 9 1/2"
	G10640	-	Grease Fitting, 1/4"-28

ROW MARKER SPINDLE/HUB/BLADE

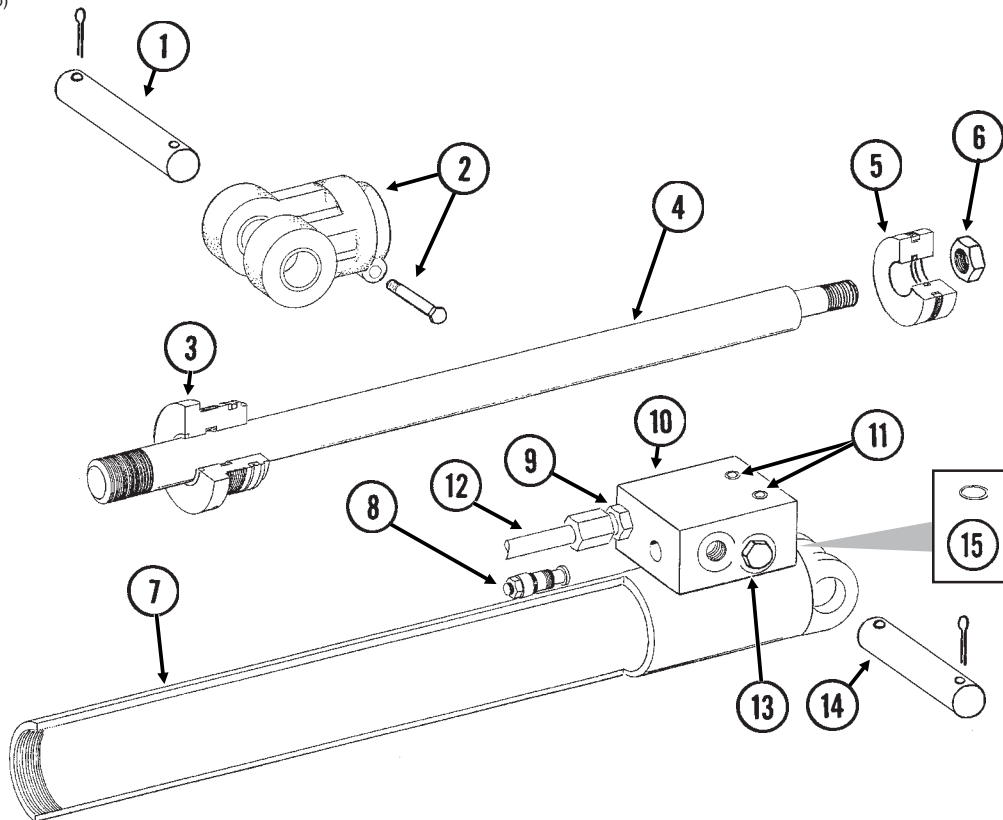
MKR020(MKR3a)



ITEM	PART NO.	QTY.	DESCRIPTION
		(Per Assy.)	
1.	G10722	4	Hex Head Cap Screw, 1/2"-20 x 1"
	G10228	4	Lock Washer, 1/2"
2.	GD2597	1	Retainer
3.	GD0746	1	Disc Blade, Solid, 16" (Shown)
	GD10283	-	Disc Blade, Notched, 16" (Optional)
4.	GD0840	1	Dust Cap
5.	G10725	1	Slotted Hex Nut, 5/8"-18
6.	G10544	1	Cotter Pin, 5/32" x 1"
7.	G10724	1	Washer, 5/8" SAE
8.	GA0257	1	Bearing
9.	GA0167	1	Hub W/Cups, 4 Bolt
	GR0151	-	Outer Cup
	GR0150	-	Inner Cup
10.	GA0245	1	Bearing
11.	GA0243	1	Grease Seal
12.	GA0899	1	Rubber Seal
13.	GA1676	1	Spindle, R.H.
	GA1677	-	Spindle, L.H. (Shown)
14.	G10844	2	Carriage Bolt, 1/2"-13 x 3 1/2"
	G10168	2	Machine Bushing, 1/2", 7 Gauge
	G10228	2	Lock Washer, 1/2"
	G10102	2	Hex Nut, 1/2"-13
A.	GA1679	-	Hub And Spindle Assembly, L.H. (Items 1, 2 And 4-13)
	GA1678	-	Hub And Spindle Assembly, R.H. (Items 1, 2 And 4-13)

SLAVE CYLINDER

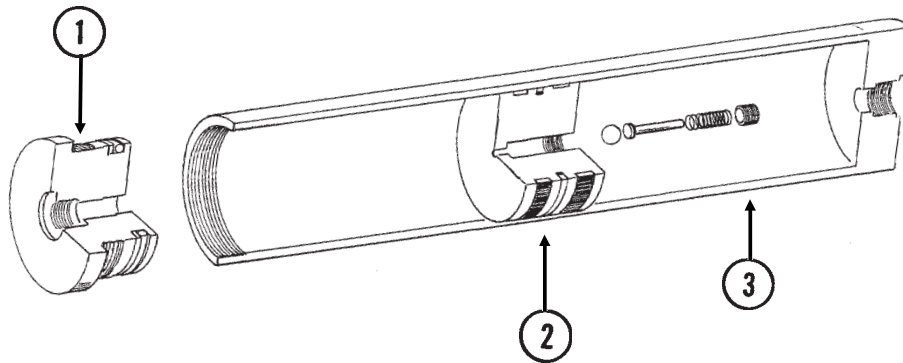
CYL062(CYL54b)



ITEM	PART NO.	QTY.	DESCRIPTION
1.	GD12585	1	Pin, 1 1/4" x 4 1/2"
	G10460	-	Cotter Pin, 1/4" x 2"
2.	GA8130	1	Clevis W/Bushings, Hex Head Cap Screw And Hex Nut
	GR1401	-	Bushing
	G10939	1	Hex Head Cap Screw, 3/8"-16 x 2 1/4"
	G10101	1	Hex Nut, 3/8"-16
3.	GD12548	1	Gland
4.	GD12600	1	Rod
5.	GD12602	1	Piston
6.	G10958	1	Lock Nut, 1"-14
7.	A8986	1	Barrel (Non-Stock Item)
8.	GA8882	1	Counter Balance Valve
9.	G6400-08	1	Connector W/O-Ring, 3/4"-16 Male JIC To O-Ring
	GR1037	-	O-Ring
10.	GD11579	1	Block
11.	G10932	2	Hex Socket Head Cap Screw, 5/16"-18 x 2", Grade 8
12.	GA8984	1	Steel Hydraulic Line, 15 1/8"
13.	G6408-08	-	Plug W/O-Ring, 3/4"-16 O-Ring
	GR1037	-	O-Ring
14.	GD12790	1	Pin, 1 1/4" x 3 1/2"
	G10460	-	Cotter Pin, 1/4" x 2"
15.	GD12239	1	O-Ring, No. 016
A.	GA8987	-	Cylinder Complete, 3 1/2" x 20" (Items 2-13) (Part Number Stamped On Barrel)
B.	GR1548	-	Seal Kit (For Cylinder And Counter Balance Valve), Includes: (1) Seal, (6) O-Rings, (4) BU Rings, (1) U-Cup, (1) Wiper, (1) Expander, (2) Cast Iron Rings

MASTER CYLINDER

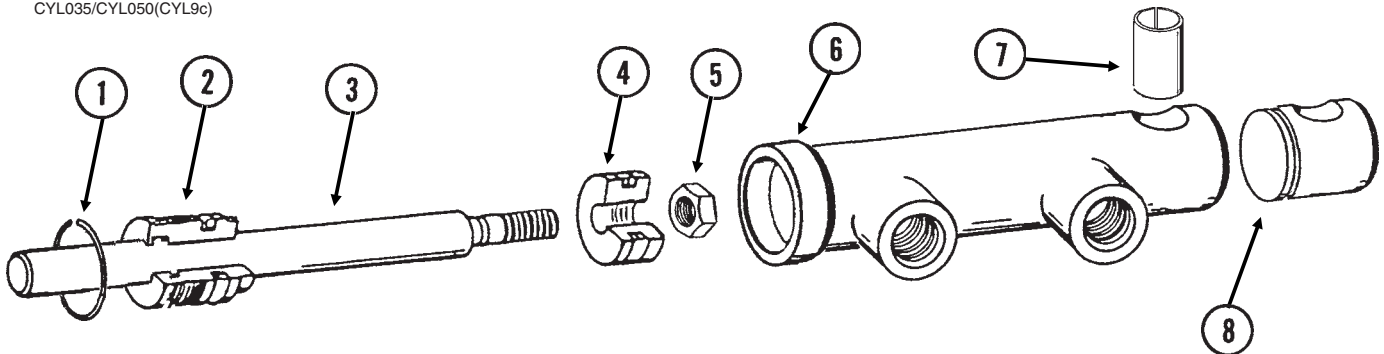
(CYL55a)



ITEM	PART NO.	QTY.	DESCRIPTION
1.	GD12606	1	Gland
2.	GA8989 GR1169	1 -	Piston W/Rephasing Valve Rephasing Valve Replacement Kit, Includes: (1)Set Screw, (1) Guide, (2) Springs, (1) Ball)
3.	A8988	1	Barrel (Non-Stock Item)
A.	GA8896	-	Cylinder Complete, 4 1/4" x 11 1/16" <i>(Part Number Stamped On Barrel)</i>
B.	GR1549	-	Seal Kit, Includes: (1) O-Ring, (1) BU Ring, (2) Cast Iron Rings, (1) Seal, (1) Expander

TRANSPORT LATCH CYLINDER

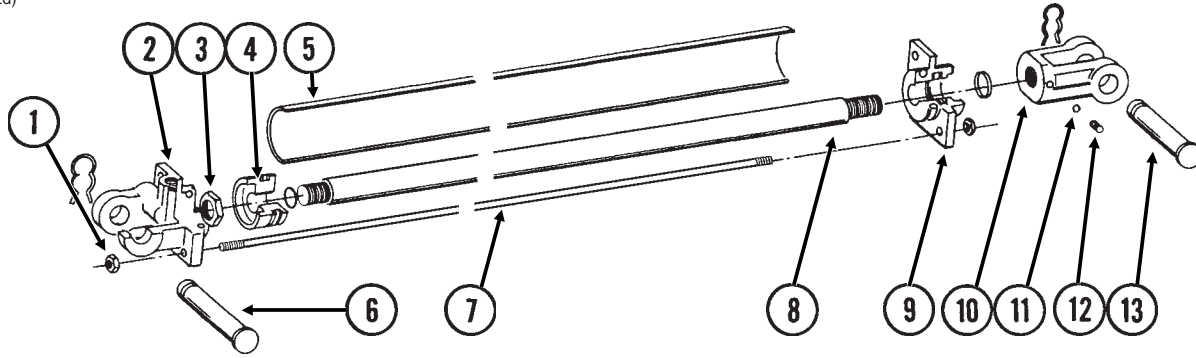
CYL035/CYL050(CYL9c)



ITEM	PART NO.	QTY.	DESCRIPTION
1.	G10770	1	Internal Retaining Ring, 1 11/16"
2.	GD13170	1	Gland
3.	GD13425	1	Rod
4.	GD13172	1	Piston
5.	G11016	1	Lock Nut, 1/2"-20
6.	D13426	1	Barrel (Non-Stock Item)
7.	GD13400	1	Tension Bushing, 1" x 2" Long
8.	GD13173	1	End Cap
A.	GA9559	-	Cylinder Complete, 1 1/2" x 2 1/2" <i>(Part Number Stamped On Barrel)</i>
B.	GR1598	-	Seal Kit, Includes: (3) O-Rings, (2) BU Rings, (1) Rod Wiper, (1) T-Seal, (1) Bronze Bushing, (1) Seal, (1) U-Cup

TRANSPORT LATCH POST CYLINDER

(CYL22d)

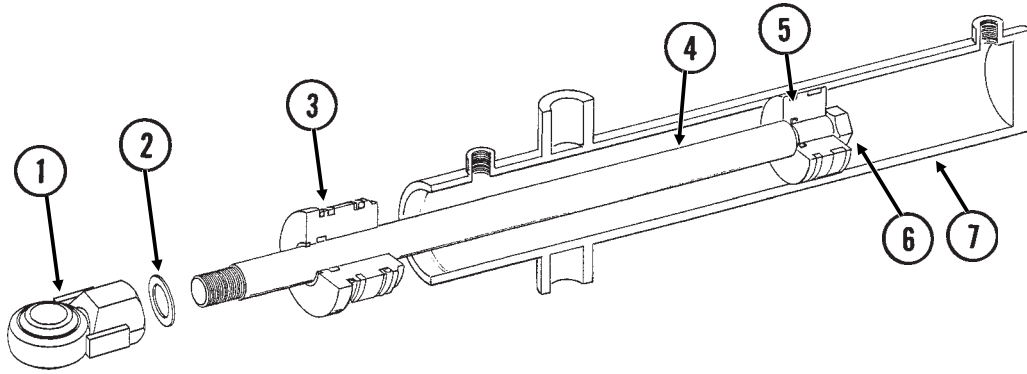


ITEM	PART NO.	QTY.	DESCRIPTION
1.	G10100	8	Hex Nut, 7/16"-14
2.	GR1494	1	Clevis
3.	GR0170	1	Hex Nut, 7/8"-14
4.	GR1498	1	Piston
5.	R1500	1	Barrel (Non-Stock Item)
6.	GR1503	1	Clevis Pin W/Clip
	GR0193	-	Hair Pin Clip
7.	GR1501	4	Tie Rod
8.	GR1499	1	Rod
9.	GR1495	1	Gland
10.	GR1497	1	Clevis
11.	GR0716	1	Nylon Ball
12.	G10072	1	Hex Socket Set Screw, 3/8"-16 x 3/8"
13.	GR1504	1	Pin W/Clip
	GR0193	-	Hair Pin Clip
A.	GA8456B	-	Cylinder Complete, 2" x 24"
B.	GR1502	-	Seal Kit, Includes: (2) Seals, (3) O-Rings, (3) BU Seals, (1) Wiper

IDENTIFICATION NOTE: "Energy" cast in clevis.

ROTATION CYLINDER

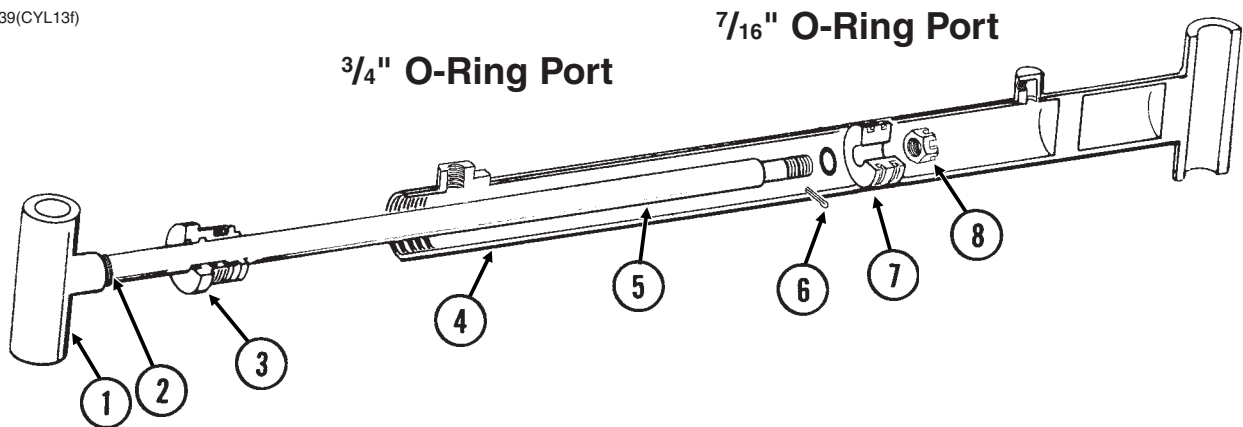
(A10150a)



ITEM	PART NO.	QTY.	DESCRIPTION
1.	GA10150	1	Threaded Ball Joint End
2.	G11088	2	Bushing, 1 5/32" I.D. x 1 5/8" O.D., 14 Gauge
3.	GD12615	1	Gland
4.	GD12610	1	Rod
5.	GD12614	1	Piston
6.	G10958	1	Lock Nut, 1"-14
7.	A8991	1	Barrel (Non-Stock Item)
A.	GA8992	-	Cylinder Complete, 3" x 16" <i>(Part Number Stamped On Barrel)</i>
B.	GR1526	-	Seal Kit, Includes: (1) Wear Ring, (2) O-Rings, (1) BU Ring, (1) U-Cup, (1) Wiper, (1) T-Seal

ROW MARKER (CUSHION) CYLINDER

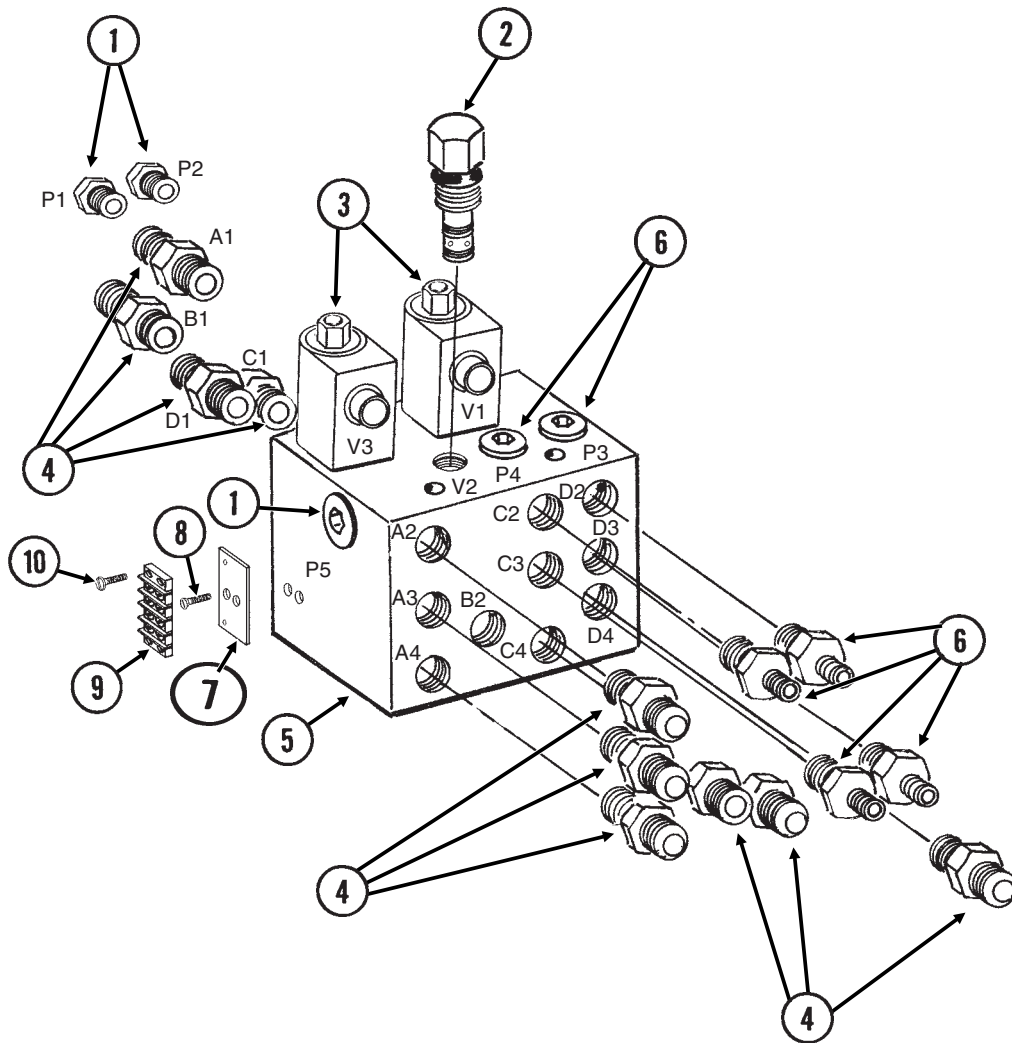
CYL039(CYL13f)



ITEM	PART NO.	QTY.	DESCRIPTION
1.	GD14308	1	Threaded Sleeve End
2.	G10526	4	Machine Bushing, 1" (.048" Thick)
3.	GD10207	1	Gland
4.	A8836	1	Barrel (Non-Stock Item)
5.	GD14529	1	Rod
6.	G10827	1	Cotter Pin, 1/8" x 1 3/4"
7.	GD11983	1	Piston
8.	G10962	1	Slotted Hex Nut, 7/8"-14
A.	GA10123	-	Cylinder Complete, 2 1/2" x 20 1/16" <i>(Part Number Stamped On Barrel)</i>
B.	GR1521	-	Seal Kit, Includes: (1) T Seal, (2) O-Rings, (1) BU Ring, (1) U-Cup, (1) Wiper, (1) Cast Iron Ring

VALVE BLOCK (Located On Hitch)

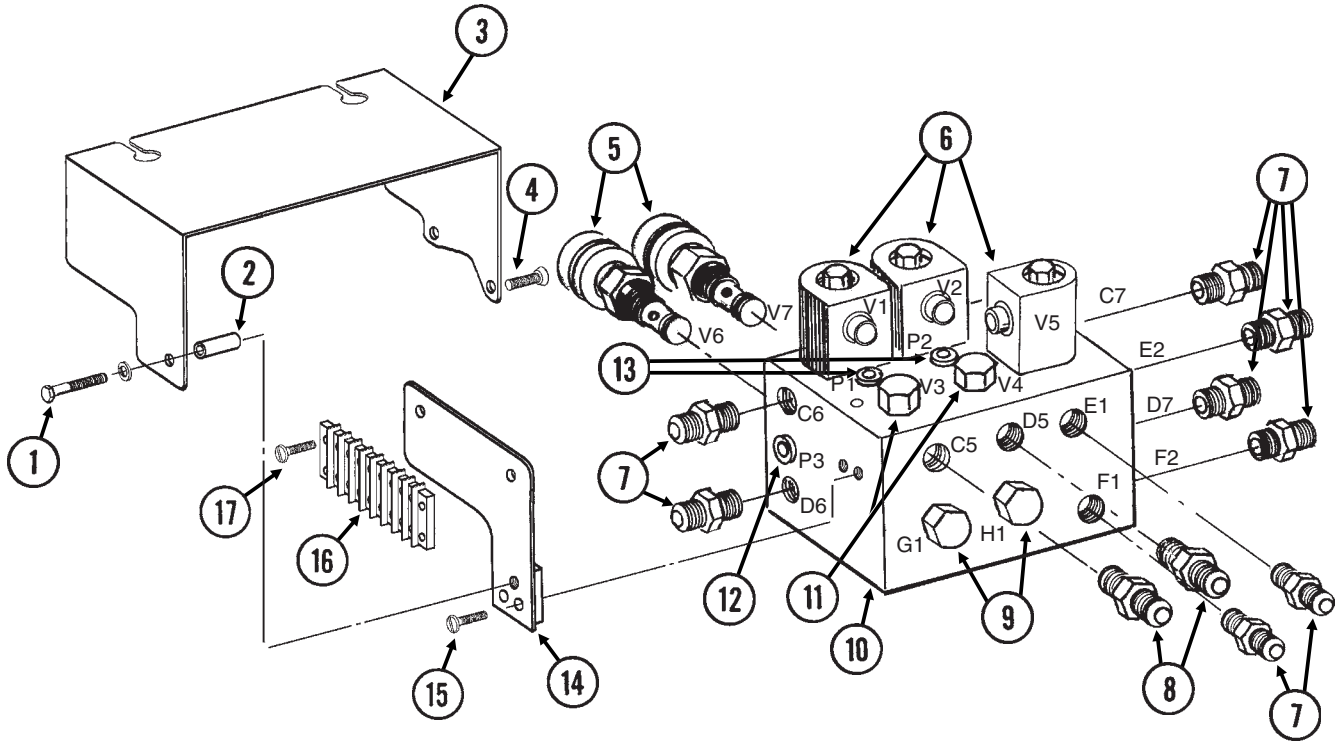
PHS049(3400b)



ITEM	PART NO.	QTY.	DESCRIPTION
1.	G6408-H06-O GR1045	5 -	Hex Socket Head Plug W/O-Ring, $\frac{9}{16}$ "-18 O-Ring
2.		-	See "Check Valve", Page P71
3.		-	See "Solenoid Valve (G1K276)", Page P70
4.	G6400-08 GR1037	10 -	Connector W/O-Ring, $\frac{3}{4}$ "-16 Male JIC To O-Ring
5.	GD11460	1	Block
6.	G6400-06 GR1045	4 -	Connector W/O-Ring, $\frac{9}{16}$ "-18 Male JIC To O-Ring
7.	GD13395	1	Terminal Strip Mount
8.	G11068	2	Phillips Flat Head Machine Screw, No. 10-24 x $\frac{5}{8}$ ", Stainless Steel
9.	GA9510 GR1635	1 -	Terminal Strip W/Screws, No. 6, 4 Terminal
10.	G11065	2	Phillips Pan Head Machine Screw, No. 8-32 x $\frac{5}{8}$ ", Stainless Steel

VALVE BLOCK (Located On Rear Center Frame)

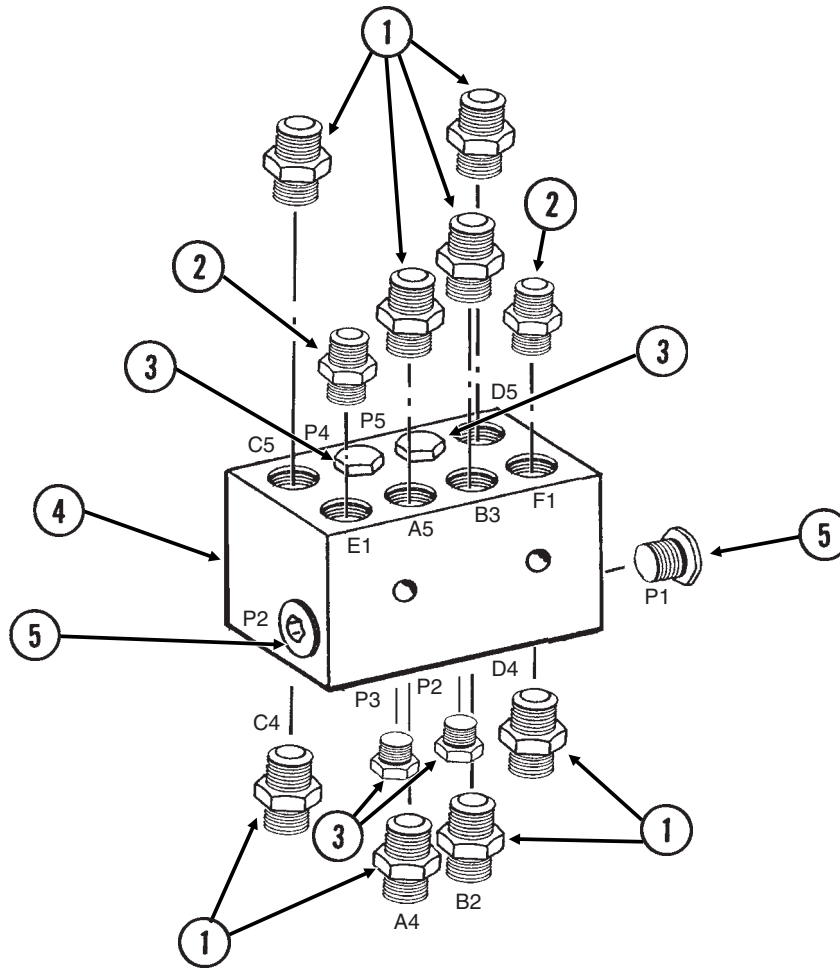
PHS050(3400ee)A8455



ITEM	PART NO.	QTY.	DESCRIPTION
1.	G10133	1	Hex Head Cap Screw, $\frac{5}{16}$ "-18 x 1 $\frac{1}{2}$ "
	G10232	1	Lock Washer, $\frac{5}{16}$ "
2.	GD8066-02	1	Sleeve, 1" Long
3.	GD16039	1	Cover
4.	G10977	2	Phillips Pan Head Machine Screw, No. 10-24 x $\frac{1}{2}$ ", Stainless Steel
5.		-	See "Flow Control Valve", Page P71
6.		-	See "Solenoid Valve (G1K275)", Page P70
7.	G6400-06	8	Connector W/O-Ring, $\frac{9}{16}$ "-18 Male JIC To O-Ring
	GR1045	-	O-Ring
8.	G6400-08	2	Connector W/O-Ring, $\frac{3}{4}$ "-16 Male JIC To O-Ring
	GR1037	-	O-Ring
9.	G6408-08	2	Plug W/O-Ring, $\frac{3}{4}$ "-16 O-Ring
	GR1037	-	O-Ring
10.	GD11461	1	Block
11.	G6408-10	2	Plug W/O-Ring, $\frac{7}{8}$ "-14 O-Ring
	GR1466	-	O-Ring
12.	G6408-06	1	Plug W/O-Ring, $\frac{9}{16}$ "-18 O-Ring
	GR1045	-	O-Ring
13.	G6408-H06-O	2	Hex Socket Head Plug W/O-Ring, $\frac{9}{16}$ "-18 O-Ring
	GR1045	-	O-Ring
14.	GA9543	1	Terminal Strip Mount
15.	G11066	2	Phillips Pan Head Machine Screw, No. 10-24 x $\frac{3}{4}$ ", Stainless Steel
16.	GA9098	1	Terminal Strip W/Screws, No. 6, 8 Terminal
	GR1635	-	Screw, No. 6-32 x $\frac{1}{4}$ "
17.	G11067	2	Phillips Pan Head Machine Screw, No. 8-32 x $\frac{3}{4}$ ", Stainless Steel

JUNCTION BLOCK (Located On Front Of Center Pivot)

(2400d)

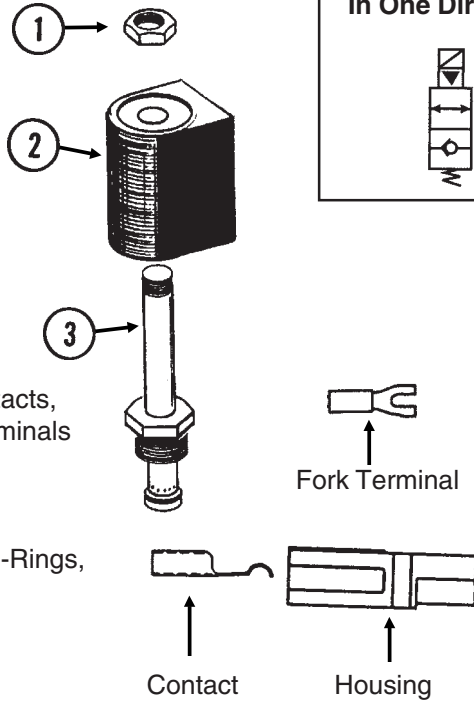


ITEM	PART NO.	QTY.	DESCRIPTION
1.	G6400-08 GR1037	8 -	Connector W/O-Ring, $\frac{3}{4}$ "-16 Male JIC To O-Ring O-Ring
2.	G6400-06 GR1045	2 -	Connector W/O-Ring, $\frac{9}{16}$ "-18 Male JIC To O-Ring O-Ring
3.	G6408-08 GR1037	4 -	Plug W/O-Ring, $\frac{3}{4}$ "-16 O-Ring O-Ring
4.	GD11459	1	Block
5.	G6408-H06-O GR1045	2 -	Hex Socket Head Plug W/O-Ring, $\frac{9}{16}$ "-18 O-Ring O-Ring

SOLENOID VALVE (G1K275)

VVB019(TWL27c/TWL18/PLTR75c/A9481)

ITEM	PART NO.	QTY.	DESCRIPTION
1.	GR0761	1	Special Hex Nut, 1/2"-20
2.	G1K274	1	Coil Kit W/Contacts, Housings And Fork Terminals
	GD9529	2	Housing, Black
	GD9530	2	Contact
	G10996	2	Fork Terminal
3.	GR0763	1	Cartridge
A.	G1K275	-	Solenoid Valve Kit W/Solenoid Valve, Contacts, Housings And Fork Terminals
	GD9529	2	Housing, Black
	GD9530	2	Contact
	G10996	2	Fork Terminal
B.	GR0764	-	Seal Kit, Includes: (2) O-Rings, (1) BU Ring

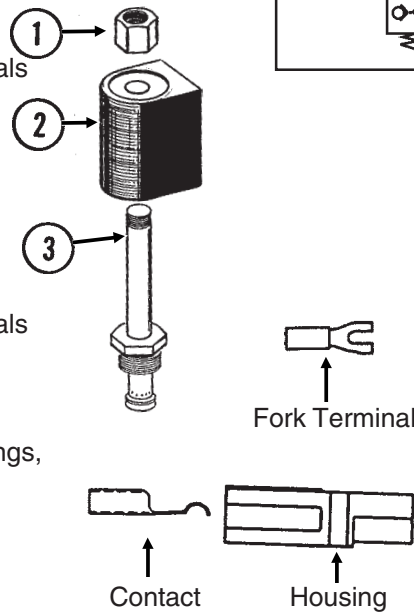


Solenoid Valve Holds Load In One Direction

SOLENOID VALVE (G1K276)

VVB019(FF25/TWL18/PLTR75c)


ITEM	PART NO.	QTY.	DESCRIPTION
1.	GR1322	1	Special Hex Nut, 1/2"-20
2.	G1K274	1	Coil Kit W/Contacts, Housings And Fork Terminals
	GD9529	2	Housing, Black
	GD9530	2	Contact
	G10996	2	Fork Terminal
3.	GR1321	1	Cartridge
A.	G1K276	-	Solenoid Valve Kit W/Contacts, Housings And Fork Terminals
	GD9529	2	Housing, Black
	GD9530	2	Contact
	G10996	2	Fork Terminal
B.	GR0764	-	Seal Kit, Includes: (2) O-Rings, (1) BU Ring



Solenoid Valve Holds Load In Both Directions

CHECK VALVE


VVB020(TWL30a)



ITEM	PART NO.	QTY.	DESCRIPTION
A.	GA8406	-	Check Valve
B.	GR1468	-	Seal Kit, Includes: (4) O-Rings, (5) BU Rings

FLOW CONTROL VALVE

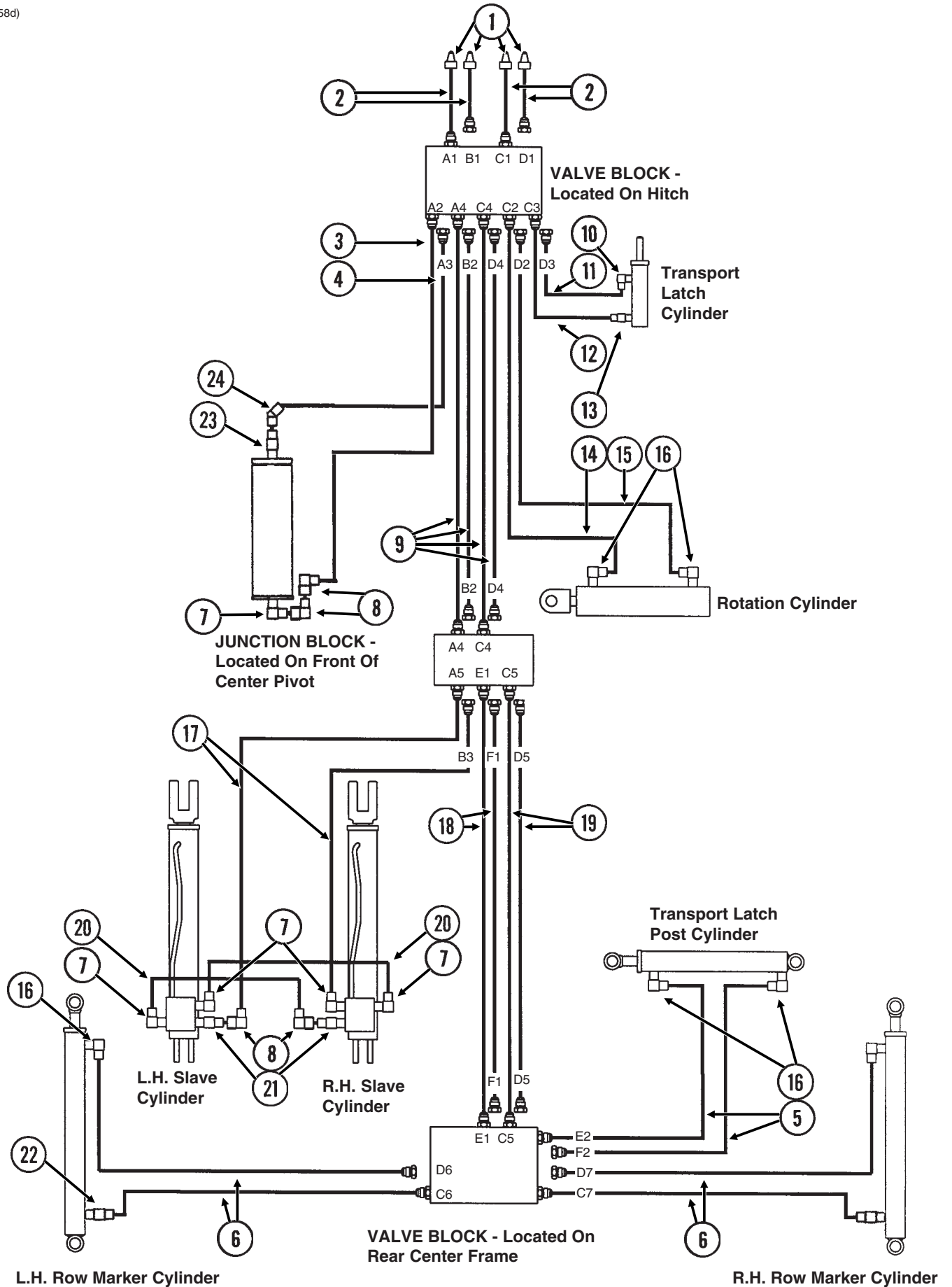
VVB020(TWL28)



ITEM	PART NO.	QTY.	DESCRIPTION
A.	GA3413	-	Flow Control Valve
B.	GR0764	-	Seal Kit, Includes: (2) O-Rings, (1) BU Ring

HYDRAULIC SYSTEM

(TWL158d)



HYDRAULIC SYSTEM

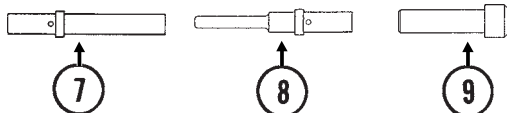
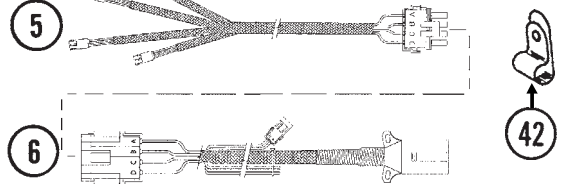
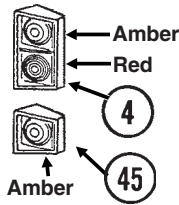
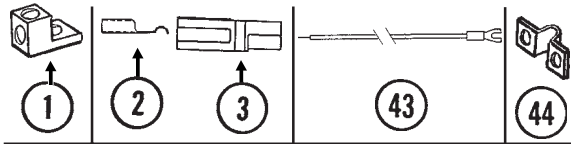
ITEM	PART NO.	QTY.	DESCRIPTION
1.	GD4086	4	ISO Coupler
2.	*A3123	4	Hose Assembly, 3/8" x 72"
3.	*A1021	1	Hose Assembly, 3/8" x 56"
4.	*A3158	1	Hose Assembly, 3/8" x 46"
5.	*A7609	2	Hose Assembly, 1/4" x 164"
6.	*A7610	4	Hose Assembly, 1/4" x 175"
7.	G6801-08	5	Elbow W/O-Ring, 90°, 3/4"-16 Male JIC To O-Ring
	GR1037	-	O-Ring
8.	G6500-08	4	Swivel Elbow, 90°, 3/4"-16 Male JIC To Female
9.	*A3206	4	Hose Assembly, 3/8" x 184"
10.	G6801-06	1	Elbow W/O-Ring, 90°, 9/16"-18 Male JIC To O-Ring
	GR1045	-	O-Ring
11.	*A1169	1	Hose Assembly, 1/4" x 24"
12.	*A1192	1	Hose Assembly, 1/4" x 20"
13.	G6400-06	1	Connector W/O-Ring, 9/16"-18 Male JIC To O-Ring
	GR1045	-	O-Ring
14.	*A7606	1	Hose Assembly, 1/4" x 177"
15.	*A7607	1	Hose Assembly, 1/4" x 187"
16.	G6801-06-08	6	Elbow W/O-Ring, 90°, 9/16"-18 Male JIC To 3/4"-16 O-Ring
	GR1037	-	O-Ring
17.	*A1096	2	Hose Assembly, 3/8" x 50 1/2"
18.	*A1113	2	Hose Assembly, 1/4" x 80"
19.	*A3118	2	Hose Assembly, 3/8" x 80"
20.	*A1079	2	Hose Assembly, 3/8" x 24"
21.	G6400-L-08	2	Long Connector W/O-Ring, 3/4"-16 Male JIC To O-Ring
	GR1037	-	O-Ring
22.	G6400-06-04	2	Connector W/O-Ring, 9/16"-18 Male JIC To 7/16"-20 O-Ring
	GR1465	-	O-Ring
23.	G6400-08	1	Connector W/O-Ring, 3/4"-16 Male JIC To O-Ring
	GR1037	-	O-Ring
24.	G6502-08	1	Swivel Elbow, 45°, 3/4"-16 Male JIC To Female

* Hydraulic hose is not stocked by KINZE® Repair Parts, but can be made available on a special order basis. Call for quote.

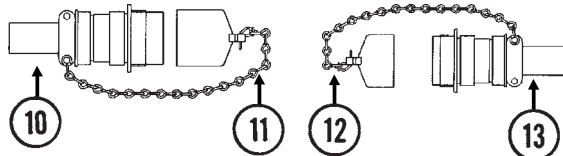
ELECTRICAL COMPONENTS

ECP010/ECP011/ECP018/ECP023(TWL19a/TWL18/TWL23/A8430ff/ELC39/ELC14/ELC3a/ELC5c/MTR27a/ELC8/A9531/A9530/TWL20f/ELC10a/ELC4)

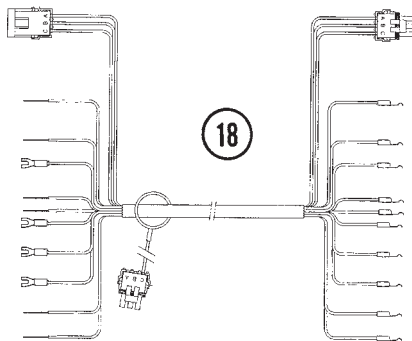
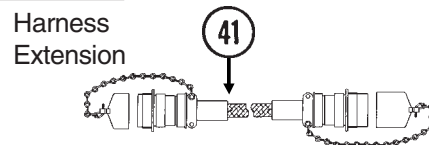
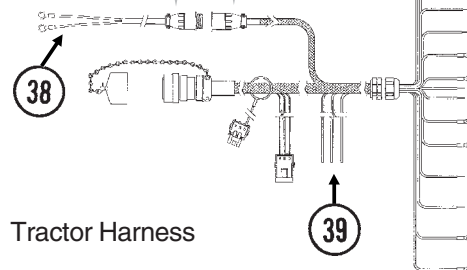
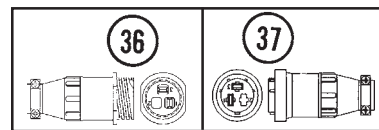
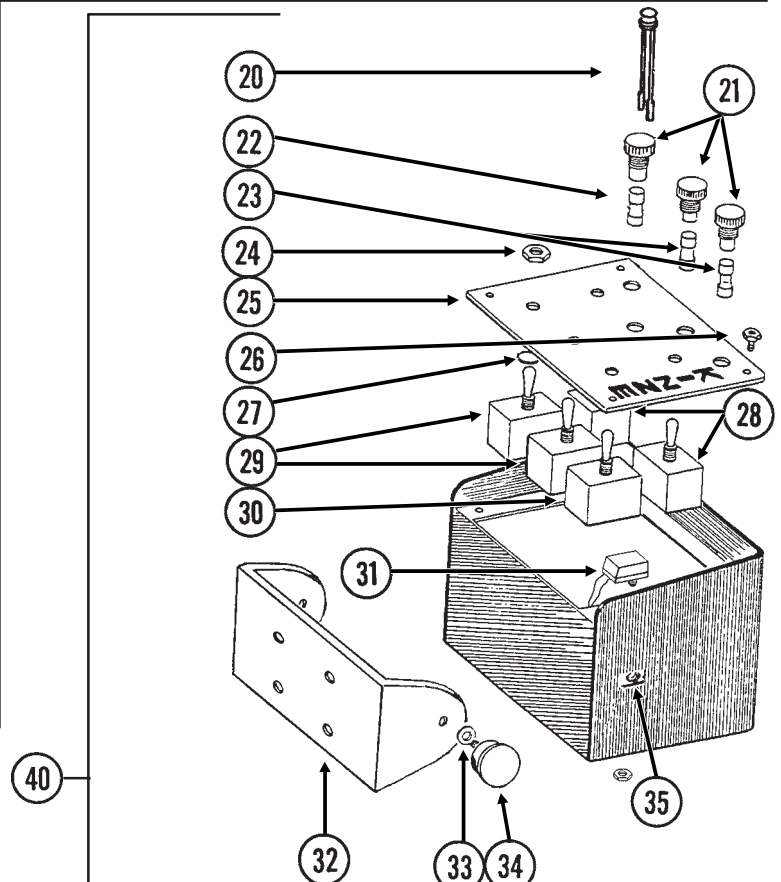

For light brackets see "Planter Frame", pages P46 and P47.



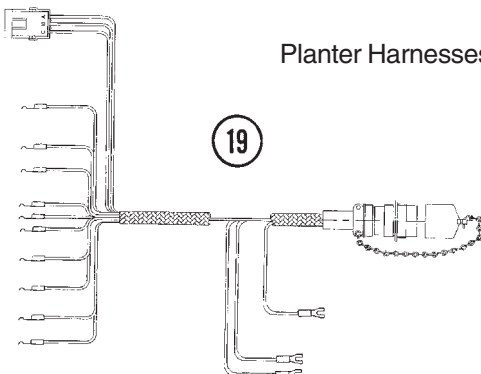
Socket Contact (Tractor) Pin Contact Sealing (Planter) Plug



For Planter Harness For Tractor Harness



Planter Harnesses



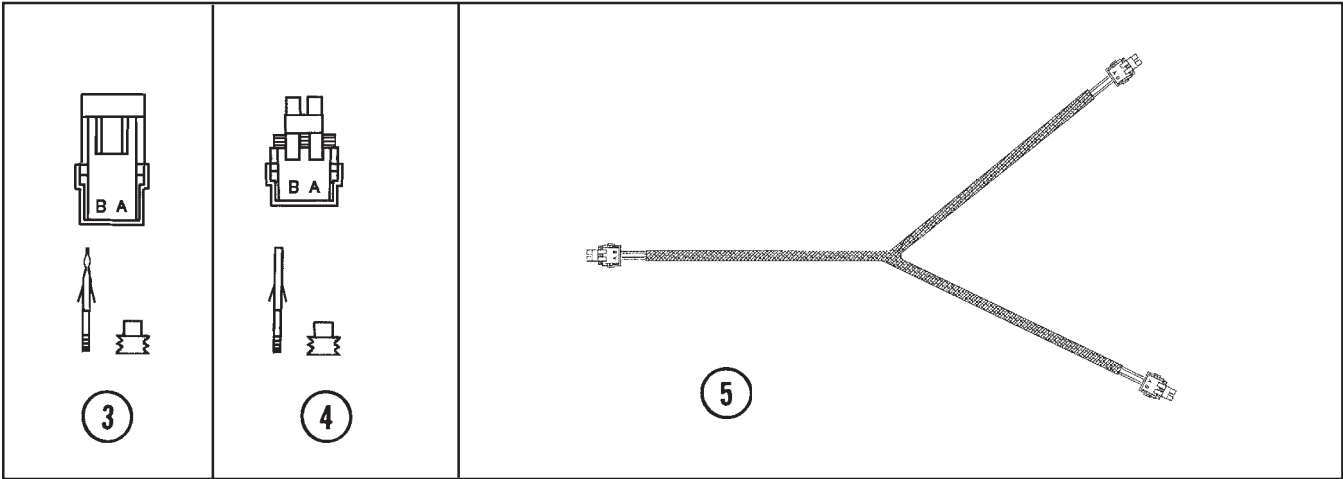
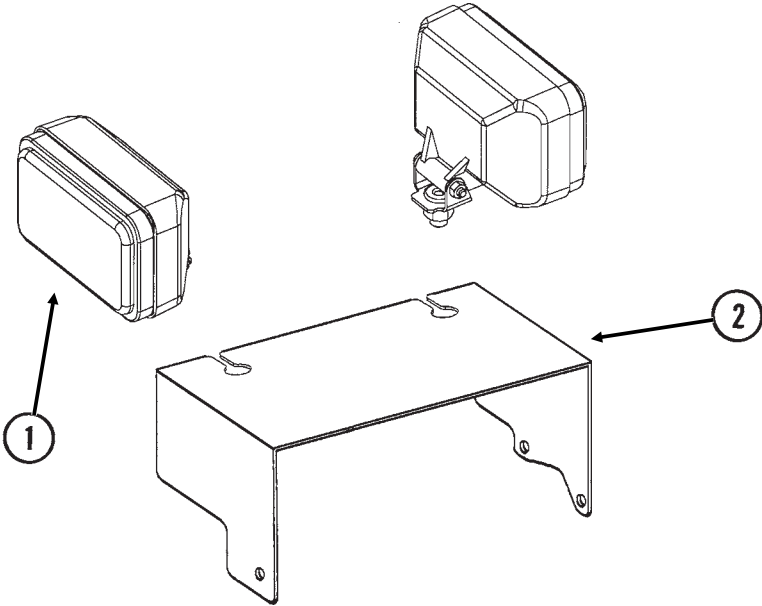
ELECTRICAL COMPONENTS

ITEM	PART NO.	QTY.	DESCRIPTION
1.	GA3584	-	Ground Clamp
2.	GD9530	-	Contact
3.	GD9529	-	Housing, Black
	GD12726	-	Housing, Red
4.	GA6699	1	Double Light Assembly (Shown)
	GA6700	1	Double Light Assembly
	GA6701	-	Single Amber Light Assembly (Shown)
	GR1203	-	Red Lens
	GR1204	-	Amber Lens
	GR1205	-	Cover
	GR1206	-	Rubber Grommet (4)
	GR1207	-	Lamp Unit
	GR1208	-	Bulb
5.	GA9529	1	Light Wiring Harness W/4-Pin Connector, 336" (4 Light Connections)
	GA8329	-	4-Pin Connector W/Male Housing, 4 Seals And 4 Socket Contacts
6.	GA8430	1	Wiring Harness W/7 Terminal Female Connector And 4-Pin Connector, 282"
	GA5385	-	7 Terminal Female Connector
	GA8328	-	4-Pin Connector W/Female Housing, 4 Seals And 4 Pin Contacts
7.	GD8740	-	Socket Contact, No. 14
8.	GD8741	-	Pin Contact, No. 14
9.	GD8739	-	Sealing Plug, No. 12
10.	GA6109	1	Connector W/Cable Clamp, 23 Pin Capacity
11.	GA7862	-	Dust Cap W/Chain
12.	GA7863	-	Dust Cap W/Chain
13.	GA6108	1	Connector W/Cable Clamp, 23 Socket Capacity
14.	G1K248	-	3-Pin Female Connector Kit, Includes: (3) 3-Pin Female Housings, (9) Pin Contacts, (9) Seals
15.	G1K252	-	3-Pin Male Connector Kit (Black), Includes: (3) 3-Pin Male Housings, (9) Socket Contacts, (9) Seals
16.	GD11089	-	Sealing Plug
17.	GA8047	-	Dust Plug (Black)
18.	GA9531	1	Hydraulic Wiring Harness, 84"
19.	GA9530	1	Hydraulic Wiring Harness W/Dust Cap, 294"
20.	GA7077	1-4	Indicator Light
21.	GA2612	3-5	Fuse Holder W/Spade, 1 ³³ / ₅₀ "
22.	GD2829	1-2	Fuse, 15 Amp, Type AGC
23.	GD10243	2-6	Fuse, MOL 10 Amp Delay Action
24.	GR1363	5	Hex Face Nut, ¹⁵ / ₃₂ "-32
	GR1364	5	Internal Tooth Lock Washer, ¹⁵ / ₃₂ "
25.	GA8734	1	Cover Plate
26.	GR1292	4	Pan Head Screw, No. 8-32 x ¹ / ₂ "
27.	GD3860	-	O-Ring (If Applicable)
28.	GA2528	2	Switch, 3 Position Toggle, On-Off-On
29.	GA6978	2	Switch, 3 Position Toggle, Momentary On-Off-Momentary On
30.	GA6977	1-2	Switch, 2 Position Toggle, On-Off
31.	GA8731	1	Switch, Push Button W/Transformer
32.	GD9896	1	Mounting Bracket
33.	G10211	4	Washer, ¹ / ₄ " SAE
34.	GA6975	2	Knob
35.	GR1290	2	Cage Nut, ¹ / ₄ "-20
36.	G1K267	-	Power Lead Adapter Connector Kit, Includes: (1) 3-Pin Connector, (1) Cable Clamp, (3) Male Terminal Pins
37.	G1K268	-	Console Cable Connector Kit, Includes: (1) 3-Pin Connector, (1) Cable Clamp, (1) Lock Ring, (3) Female Terminal Pins
38.	GA7856	1	Power Lead Adapter
39.	GA8729	1	Wiring Harness W/Dust Cap And Power Cable
40.	G7633X	-	Backlit Control Console Assembly W/Mounting Brackets, Short Harness W/Dust Cap And Power Cable
41.	GA7399	-	Harness Extension W/Dust Caps, 180"
42.	GD6291	-	Insulated Clamp, ³ / ₈ "
43.	GA9481	-	Jumper Wire W/Fork Terminal, 13"
	G10996	-	Fork Terminal
44.	GD13310	-	Jumper, ⁷ / ₁₆ "
45.	GA6701	-	Single Amber Light Assembly (Planters Equipped With Interplant® Package)
	GR1204	-	Amber Lens
	GR1206	-	Rubber Grommet (2)
	GR1207	-	Lamp Unit
	GR1208	-	Bulb

NOTE: See "KPM I Electronic Seed Monitor", "KPM II Stack-Mode Electronic Seed Monitor" or "KPM III Electronic Seed Monitor" for those components.

AUXILIARY WORK LIGHTS PACKAGE

(A9689a/MTR27t/A10924)

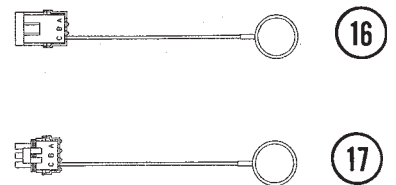
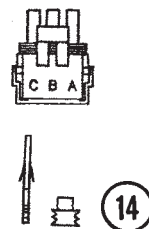
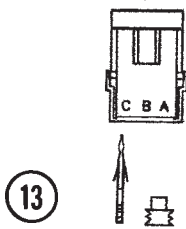
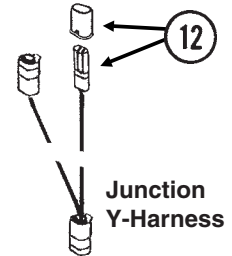
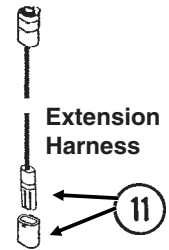
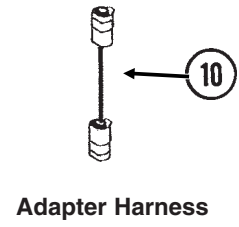
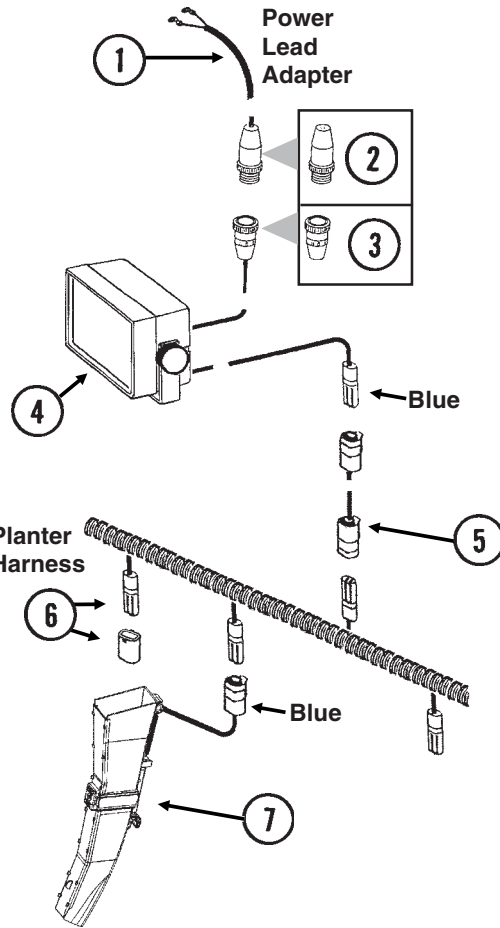
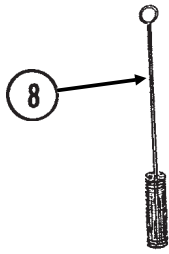
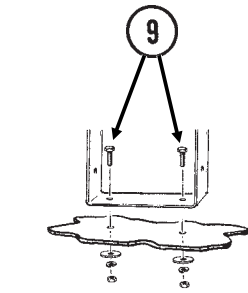


AUXILIARY WORK LIGHTS PACKAGE

ITEM	PART NO.	QTY.	DESCRIPTION
1.	GA9689	2	Work Light Assembly
2.		-	See "Valve Block - Located On Rear Center Frame", Page P68
3.	G1K321	-	2-Pin Female Connector Kit (Black), Includes: (3) 2-Pin Female Housings, (6) Pin Contacts, (6) Seals
4.	G1K320	-	2-Pin Male Connector Kit (Black), Includes: (3) 2-Pin Male Housings, (6) Socket Contacts, (6) Seals
5.	GA10924	1	Wiring Harness, 348"

KPM I ELECTRONIC SEED MONITOR

(MTR46b/A11948)



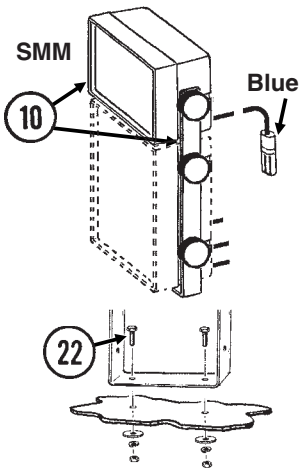
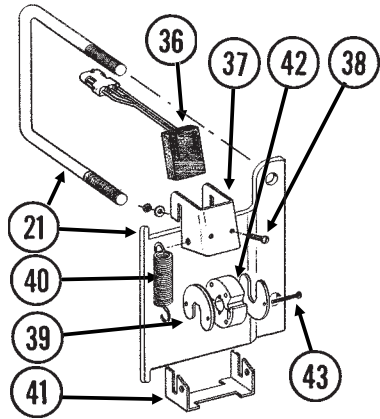
KPM I ELECTRONIC SEED MONITOR

ITEM	PART NO.	QTY.	DESCRIPTION
1.	GA7856	1	Power Lead Adapter
2.	G1K267	-	Power Lead Adapter Connector Kit, Includes: (1) Cable Clamp, (1) 3-Pin Connector, (3) Male Terminal Pins
3.	G1K268	-	Console Cable Connector Kit, Includes: (1) Cable Clamp, (1) 3-Pin Connector, (1) Lock Ring, (3) Female Terminal Pins
4.	GA10570	1	KPM I Backlit Console W/Mounting Bracket, Fuse Holder And Fuse, Power Lead Adapter (Item 1), Brush (Item 10) And Dust Plug (Item 16)
	GR1390	-	Mounting Bracket, KPM I
	GR1392	-	Console Mounting Bracket Hardware Package (Includes 2 Knobs And 1/4" Hardware)
	GA10601	-	Fuse Holder
	GD7639	-	Fuse
5.		-	See Tractor/Planter Wiring Harnesses, Pages P74 And P75
6.	GA7851	-	Planter Harness W/Dust Caps, 12 Row (16 Connectors)
	GD11993	-	Dust Cap
7.	GA11948	-	Seed Tube W/Computerized Sensor
	GR1737	-	Sensor Only
	GA11947	-	Seed Tube (With Holes For Sensor Installation)
8.	GR0594	-	Brush
9.	G10022	2	Hex Head Cap Screw, 1/4"-20 x 1/2"
	G10211	2	Washer, 1/4" SAE
	G10227	2	Lock Washer, 1/4"
	G10103	2	Hex Nut, 1/4"-20
10.	GA7857	-	Adapter Harness, 1'
11.	GA7854	-	Extension Harness W/Dust Cap, 15'
	GA7855	-	Extension Harness W/Dust Cap, 30'
	GD11993	-	Dust Cap
12.	GA7853	-	Junction Y-Harness W/Dust Cap
	GD11993	-	Dust Cap
13.	G1K248	-	3-Pin Female Connector Kit (Black), Includes: (3) 3-Pin Female Housings, (9) Pin Contacts, (9) Seals
	G1K362	-	3-Pin Female Connector Kit (Blue), Includes: (3) 3-Pin Female Housings, (9) Pin Contacts, (9) Seals
14.	G1K252	-	3-Pin Male Connector Kit (Black), Includes: (3) 3-Pin Male Housings, (9) Socket Contacts, (9) Seals
	G1K363	-	3-Pin Male Connector Kit (Blue), Includes: (3) 3-Pin Male Housings, (9) Socket Contacts, (9) Seals
15.	GD11089	-	Sealing Plug
16.	GA8046	-	Dust Plug (Black)
	GA9978	-	Dust Plug (Blue)
17.	GA8047	-	Dust Plug (Black)
	GA9979	-	Dust Plug (Blue)

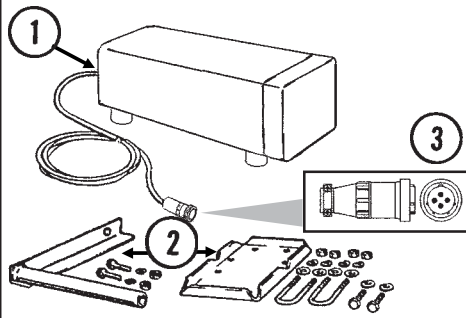
KPM II STACK-MODE ELECTRONIC SEED MONITOR

(MTR55)

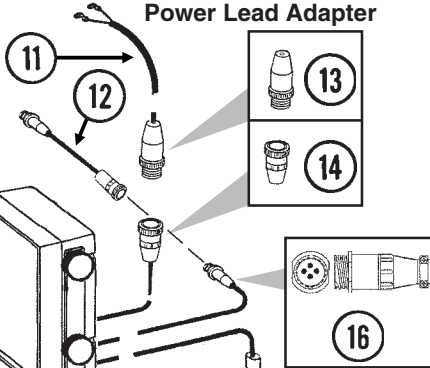
Shaft Rotation Sensor



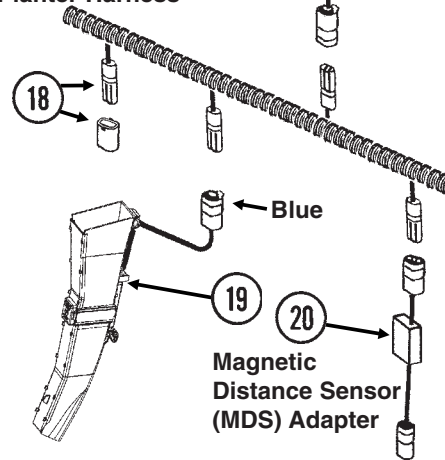
Radar Distance Sensor



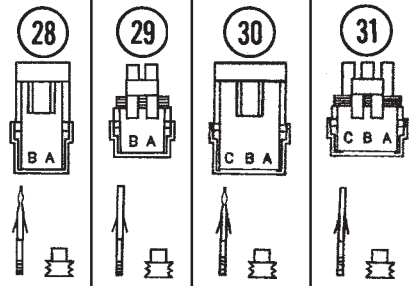
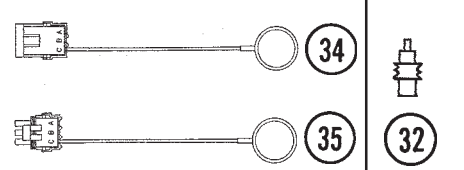
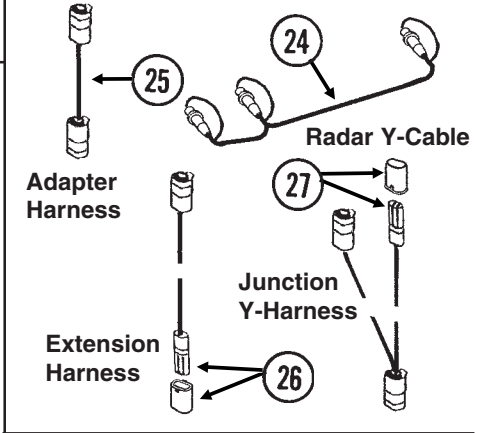
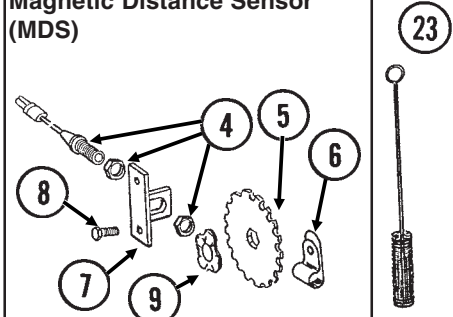
Power Lead Adapter



Planter Harness



Magnetic Distance Sensor (MDS)



ITEM	PART NO.	QTY.	DESCRIPTION
1.	GA7858	-	Radar Distance Sensor W/20' Cable
2.	GA8026	-	Radar Sensor Pipe/Mounting Bracket Package
3.	G1K323	-	4-Pin Connector Kit W/Female Housing, Includes: (4) Pins, (1) Cable Clamp
4.	GA5600	1	Magnetic Distance Sensor
5.	GD8751	-	Magnetic Distance Sensor Pulse Wheel
6.	GD6291	-	Insulated Clamp, 3/8"
7.	GD8770	1	Bracket

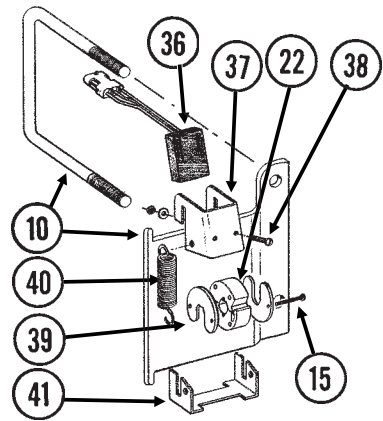
KPM II STACK-MODE ELECTRONIC SEED MONITOR

ITEM	PART NO.	QTY.	DESCRIPTION
8.	G10001	2	Hex Head Cap Screw, 3/8"-16 x 1"
	G10229	2	Lock Washer, 3/8"
	G10101	2	Hex Nut, 3/8"-16
9.	GD8771	1	Spring Wave Washer
10.	GA9857	1	SMM Backlit Console W/Mounting Bracket And Dust Plug (Item 34)
	GR1631	-	Mounting Bracket, KPM II Stack-Mode And SMM Consoles
	GR1632	-	Console Mounting Bracket Hardware Package (Includes 2 Knobs And 1/4" Hardware)
11.	GA7856	1	Power Lead Adapter
12.	GA9144	-	Monitor/Radar Adapter Cable, 10"
13.	G1K267	-	Power Lead Adapter Connector Kit, Includes: (1) Cable Clamp, (1) 3-Pin Connector, (3) Male Terminal Pins
14.	G1K268	-	Console Cable Connector Kit, Includes: (1) Cable Clamp, (1) 3-Pin Connector, (1) Lock Ring, (3) Female Terminal Pins
15.	GA10575	-	KPM II Backlit Console W/Mounting Bracket, Fuse Holder And Fuse, Power Lead Adapter (Item 11), Brush (Item 23), Dust Plug (Item 34) And Monitor/Radar Adapter, 10" (Item 12)
	GR1391	-	Mounting Bracket, KPM II
	GR1393	-	Console Mounting Bracket Hardware Package (Includes 4 Knobs And 1/4" Hardware)
	GA10601	-	Fuse Holder
	GD7639	-	Fuse
16.	G1K322	-	4-Pin Connector Kit W/Male Housing, Includes: (4) Female Socket Contacts, (1) Cable Clamp
17.		-	See Tractor/Planter Wiring Harnesses, Pages P74 And P75
18.	GA7851	-	Planter Harness W/Dust Caps, 12 Row (16 Connectors)
	GD11993	-	Dust Cap
19.	GA11948	-	Seed Tube W/Computerized Sensor
	GR1737	-	Sensor Only
	GA11947	-	Seed Tube (With Holes For Sensor Installation)
20.	GA7859	1	Magnetic Distance Sensor Adapter (Analog To Digital)
21.	G1K364	-	Rotation Sensor Mount Kit, Includes: (2) Mounts, (2) GD11721 5" x 7" U-Bolts, (4) G10228 Lock Washers, (4) G10102 Hex Nuts, (1) Instruction
22.	G10022	2	Hex Head Cap Screw, 1/4"-20 x 1/2"
	G10211	2	Washer, 1/4" SAE
	G10227	2	Lock Washer, 1/4"
	G10103	2	Hex Nut, 1/4"-20
23.	GR0594	-	Brush
24.	GR0586	1	Radar Y-Cable (Used To Connect Radar Distance Sensor For Multiple Functions)
25.	GA7857	-	Adapter Harness, 1'
26.	GA7854	-	Extension Harness W/Dust Cap, 15'
	GA7855	-	Extension Harness W/Dust Cap, 30'
	GD11993	-	Dust Cap
27.	GA7853	-	Junction Y-Harness W/Dust Cap
	GD11993	-	Dust Cap
28.	G1K321	-	2-Pin Female Connector Kit (Black), Includes: (3) 2-Pin Female Housings, (6) Pin Contacts, (6) Seals
29.	G1K320	-	2-Pin Male Connector Kit (Black), Includes: (3) 2-Pin Male Housings, (6) Socket Contacts, (6) Seals
30.	G1K248	-	3-Pin Female Connector Kit (Black), Includes: (3) 3-Pin Female Housings, (9) Pin Contacts, (9) Seals
	G1K362	-	3-Pin Female Connector Kit (Blue), Includes: (3) 3-Pin Female Housings, (9) Pin Contacts, (9) Seals
31.	G1K252	-	3-Pin Male Connector Kit (Black), Includes: (3) 3-Pin Male Housings, (9) Socket Contacts, (9) Seals
	G1K363	-	3-Pin Male Connector Kit (Blue), Includes: (3) 3-Pin Male Housings, (9) Socket Contacts, (9) Seals
32.	GD11089	-	Sealing Plug
33.	G1K249	-	Acre Counter Switch Kit
34.	GA8046	-	Dust Plug (Black)
	GA9978	-	Dust Plug (Blue)
35.	GA8047	-	Dust Plug (Black)
	GA9979	-	Dust Plug (Blue)
36.	GR1415	1	Rotation Sensor
37.	GD11169	1	Mount
38.	G10757	2	Pan Head Screw, No. 10-32 x 1 1/4"
	G10243	2	Washer, No. 10 SAE
	G10758	2	Hex Nut, No. 10-32
39.	GD11474	2	Cover
40.	GD5857	2	Spring
41.	GD11170	1	Spring Mount
42.	GR1414	1	Actuator
43.	G10927	2	Pan Head Machine Screw, No. 8-32 x 1 1/4", Stainless Steel
	G10931	2	Lock Washer, No. 8, Internal/External, Stainless Steel
	G10928	2	Hex Nut, No. 8-32, Stainless Steel
A.	GA6147	-	Magnetic Distance Sensor And Mounting Package (Items 4-9)

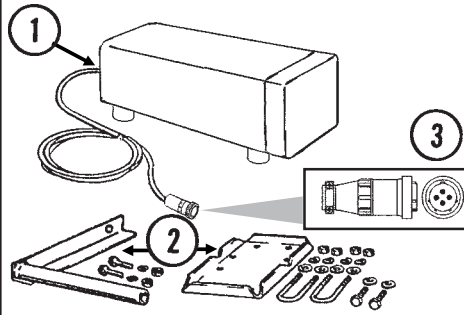
KPM III ELECTRONIC SEED MONITOR

(MTR56)

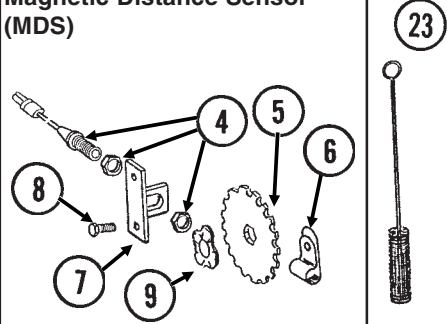
Shaft Rotation Sensor



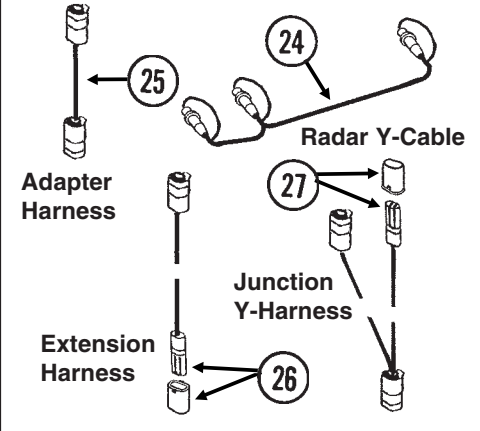
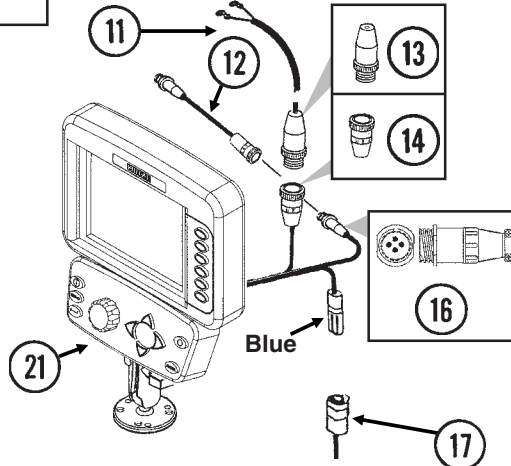
Radar Distance Sensor



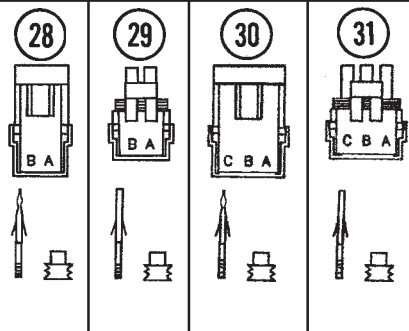
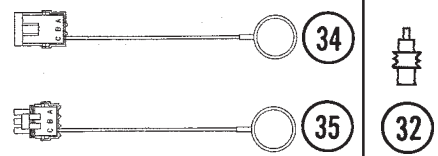
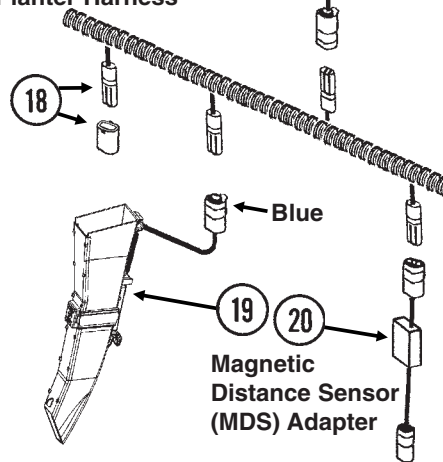
Magnetic Distance Sensor (MDS)



Power Lead Adapter



Planter Harness



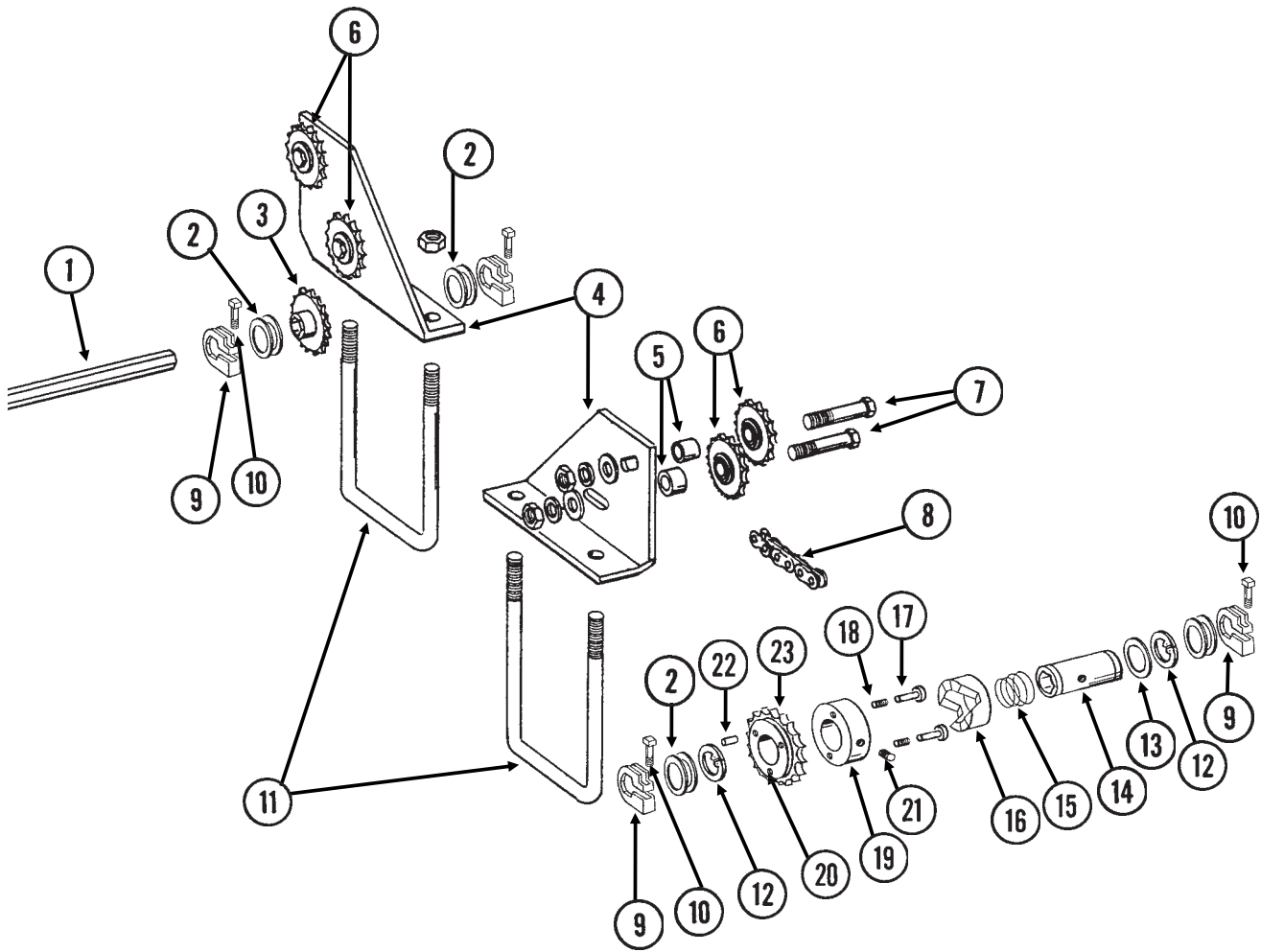
ITEM	PART NO.	QTY.	DESCRIPTION
1.	GA7858	-	Radar Distance Sensor W/20' Cable
2.	GA8026	-	Radar Sensor Pipe/Mounting Bracket Package
3.	G1K323	-	4-Pin Connector Kit W/Female Housing, Includes: (4) Pins, (1) Cable Clamp
4.	GA5600	1	Magnetic Distance Sensor
5.	GD8751	-	Magnetic Distance Sensor Pulse Wheel
6.	GD6291	-	Insulated Clamp, 3/8"
7.	GD8770	1	Bracket

KPM III ELECTRONIC SEED MONITOR

ITEM	PART NO.	QTY.	DESCRIPTION
8.	G10001	2	Hex Head Cap Screw, 3/8"-16 x 1"
	G10229	2	Lock Washer, 3/8"
	G10101	2	Hex Nut, 3/8"-16
9.	GD8771	1	Spring Wave Washer
10.	G1K364	-	Rotation Sensor Mount Kit, Includes: (2) Mounts, (2) GD11721 5" x 7" U-Bolts, (4) G10228 Lock Washers, (4) G10102 Hex Nuts, (1) Instruction
11.	GA7856	1	Power Lead Adapter
12.	GA9144	-	Monitor/Radar Adapter Cable, 10"
13.	G1K267	-	Power Lead Adapter Connector Kit, Includes: (1) Cable Clamp, (1) 3-Pin Connector, (3) Male Terminal Pins
14.	G1K268	-	Console Cable Connector Kit, Includes: (1) Cable Clamp, (1) 3-Pin Connector, (1) Lock Ring, (3) Female Terminal Pins
15.	G10927	2	Pan Head Machine Screw, No. 8-32 x 1 1/4", Stainless Steel
	G10931	2	Lock Washer, No. 8, Internal/External, Stainless Steel
	G10928	2	Hex Nut, No. 8-32, Stainless Steel
16.	G1K322	-	4-Pin Connector Kit W/Male Housing, Includes: (4) Female Socket Contacts, (1) Cable Clamp
17.		-	See Tractor/Planter Wiring Harnesses, Pages P74 And P75
18.	GA7851	-	Planter Harness W/Dust Caps, 12 Row (16 Connectors)
	GD11993	-	Dust Cap
19.	GA12650	-	Seed Tube W/Computerized Sensor
	GR1737	-	Sensor Only
	GA12636	-	Seed Tube (With Holes For Sensor Installation)
20.	GA7859	1	Magnetic Distance Sensor Adapter (Analog To Digital)
21.	GA11039	1	KPM III Backlit Console W/Brush (Item 23), Dust Plug (Item 34), Mounting Bracket Assembly, Console Mounting Bracket Hardware And Power Harness Mounting Bracket Assembly, Includes: (2) Mounting Brackets, (2) Connector Halves, (1) Compression Spring, (1) Tension Knob, (1) 1/4"-20 x 1 3/4" Hex Head Cap Screw, (1) 1/4" Plastic Washer, (1) 1/4" Steel Washer
	GR1761	-	Console Mounting Bracket Hardware Package, Includes: (3) No. 10-32 x 5/8" Hex Socket Pan Head Screws, (3) 1/4" Lock Washers
	GR1762	-	Power Harness
	GR1764	-	Actuator
22.	GR1414	1	Brush
23.	GR0594	-	Brush
24.	GR0586	1	Radar Y-Cable (Used To Connect Radar Distance Sensor For Multiple Functions)
25.	GA7857	-	Adapter Harness, 1'
26.	GA7854	-	Extension Harness W/Dust Cap, 15'
	GA7855	-	Extension Harness W/Dust Cap, 30'
	GD11993	-	Dust Cap
27.	GA7853	-	Junction Y-Harness W/Dust Cap
	GD11993	-	Dust Cap
28.	G1K321	-	2-Pin Female Connector Kit (Black), Includes: (3) 2-Pin Female Housings, (6) Pin Contacts, (6) Seals
29.	G1K320	-	2-Pin Male Connector Kit (Black), Includes: (3) 2-Pin Male Housings, (6) Socket Contacts, (6) Seals
30.	G1K248	-	3-Pin Female Connector Kit (Black), Includes: (3) 3-Pin Female Housings, (9) Pin Contacts, (9) Seals
	G1K362	-	3-Pin Female Connector Kit (Blue), Includes: (3) 3-Pin Female Housings, (9) Pin Contacts, (9) Seals
31.	G1K252	-	3-Pin Male Connector Kit (Black), Includes: (3) 3-Pin Male Housings, (9) Socket Contacts, (9) Seals
	G1K363	-	3-Pin Male Connector Kit (Blue), Includes: (3) 3-Pin Male Housings, (9) Socket Contacts, (9) Seals
32.	GD11089	-	Sealing Plug
33.	G1K249	-	Acre Counter Switch Kit
34.	GA8046	-	Dust Plug (Black)
	GA9978	-	Dust Plug (Blue)
35.	GA8047	-	Dust Plug (Black)
	GA9979	-	Dust Plug (Blue)
36.	GR1415	1	Rotation Sensor
37.	GD11169	1	Mount
38.	G10757	2	Pan Head Screw, No. 10-32 x 1 1/4"
	G10243	2	Washer, No. 10 SAE
	G10758	2	Hex Nut, No. 10-32
39.	GD11474	2	Cover
40.	GD5857	2	Spring
41.	GD11170	1	Spring Mount
A.	GA6147	-	Magnetic Distance Sensor And Mounting Package (Items 4-9)

INTERPLANT® DRIVELINE

PTD073(TWL167a)

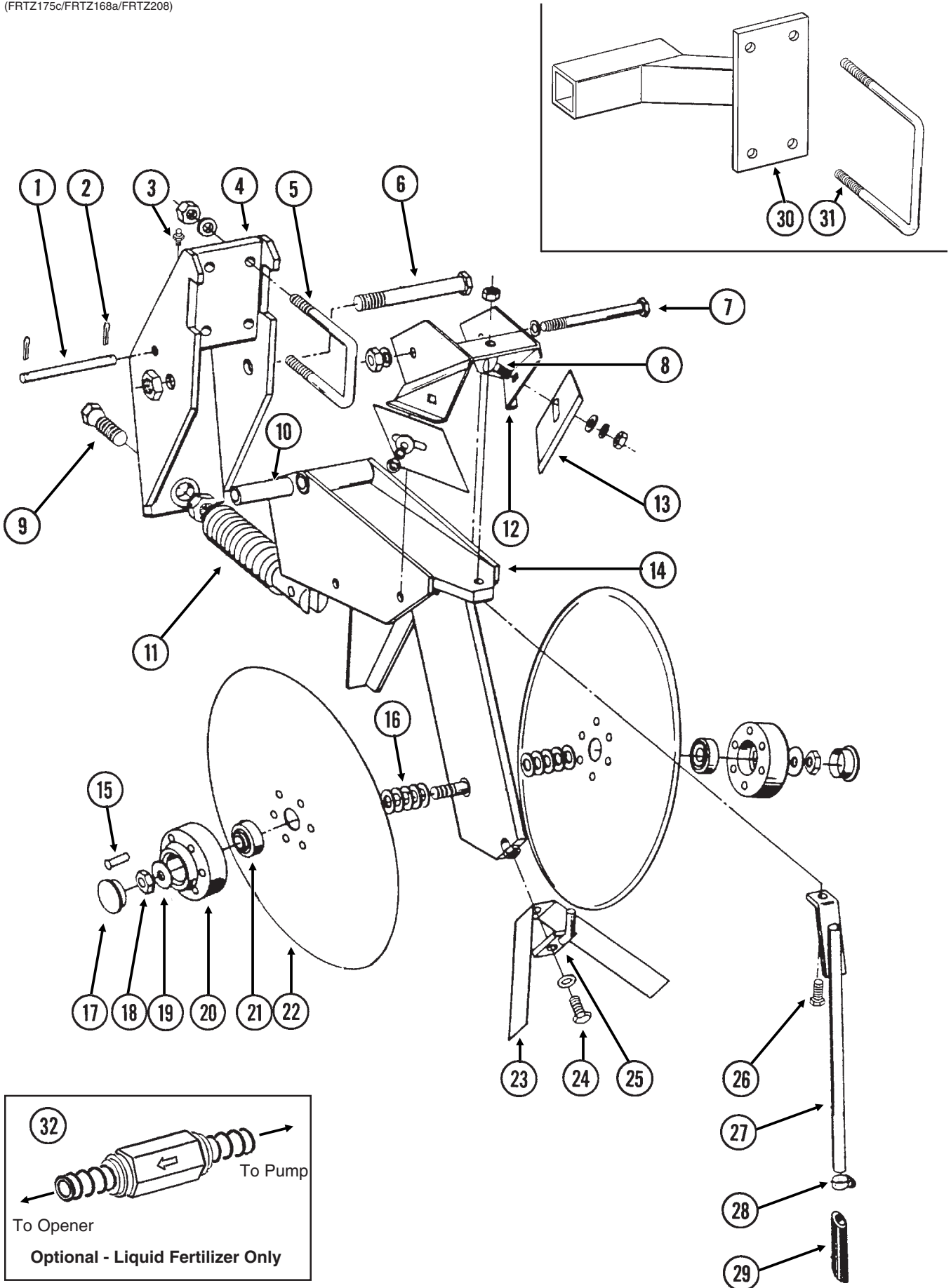


INTERPLANT® DRIVELINE

ITEM	PART NO.	QTY.	DESCRIPTION
1.	GD0914-225	-	Hex Shaft, 7/8" x 225" (No Holes)
2.	G10233	-	Machine Bushing, 1", 10 Gauge (As Required)
3.	GA5107	2	Sprocket, 19 Tooth
4.	GD11569	2	Mount
5.	GD9229	4	Spacer, 1 1/4" O.D. x 1/2" Long
6.	GA7154	-	Sprocket W/Bearing, 18 Tooth
7.	G10581	4	Hex Head Cap Screw, 1/2"-13 x 2 1/4"
	G10168	20	Machine Bushing, 1/2", 7 Gauge
	G10228	4	Lock Washer, 1/2"
	G10102	4	Hex Nut, 1/2"-13
8.	G3310-328	1	Chain, No. 40, 328 Pitch Including Connector Link
	GR0912	-	Connector Link, No. 40
9.	GD11045	6	Lock Clamp
10.	G10130	6	Square Head Machine Bolt, 5/16"-18 x 1 3/4"
	G10923	6	Flange Nut, 5/16"-18, No Serration
11.	GD8306	2	U-Bolt, 7" x 5" x 1/2"-13
	G10228	4	Lock Washer, 1/2"
	G10102	-	Hex Nut, 1/2"-13
12.	G10496	2	External Inverted Snap Ring, 1 1/2"
13.	GR1411	1	Shim
14.	GR1407	1	Drive Shaft
15.	GR1408	1	Compression Spring
16.	GR1409	1	Knurled Collar
17.	GR1410	1	Pin
18.	GR1413	1	Spring
19.	GR1405	1	Lock Collar
20.	GR1406	1	Bushing
21.	G10535	1	Hex Socket Set Screw, 3/8"-16 x 3/4"
22.	G10968	1	Spring Pin, 5/32" x 7/16"
23.	GR1412	1	Sprocket, 19 Tooth
A.	GA8092	-	Clutch Sprocket Assembly, 19 Tooth (Items 12-23)
B.	G1K269	-	Lock Clamp Kit (Items 9 And 10)
C.	G1K331	-	Clutch Sprocket Kit (Items 20, 22 And 23)

DOUBLE DISC FERTILIZER OPENER AND MOUNT

(FRTZ175c/FRTZ168a/FRTZ208)

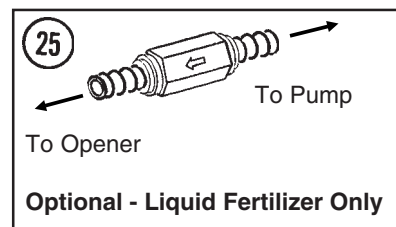
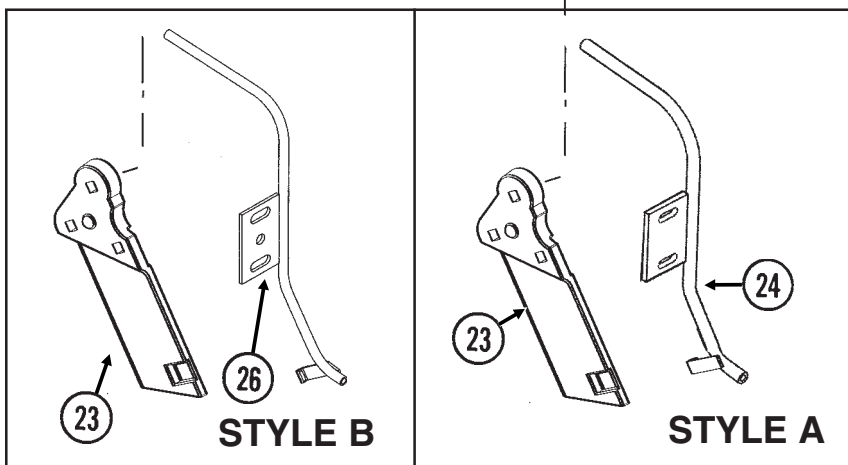
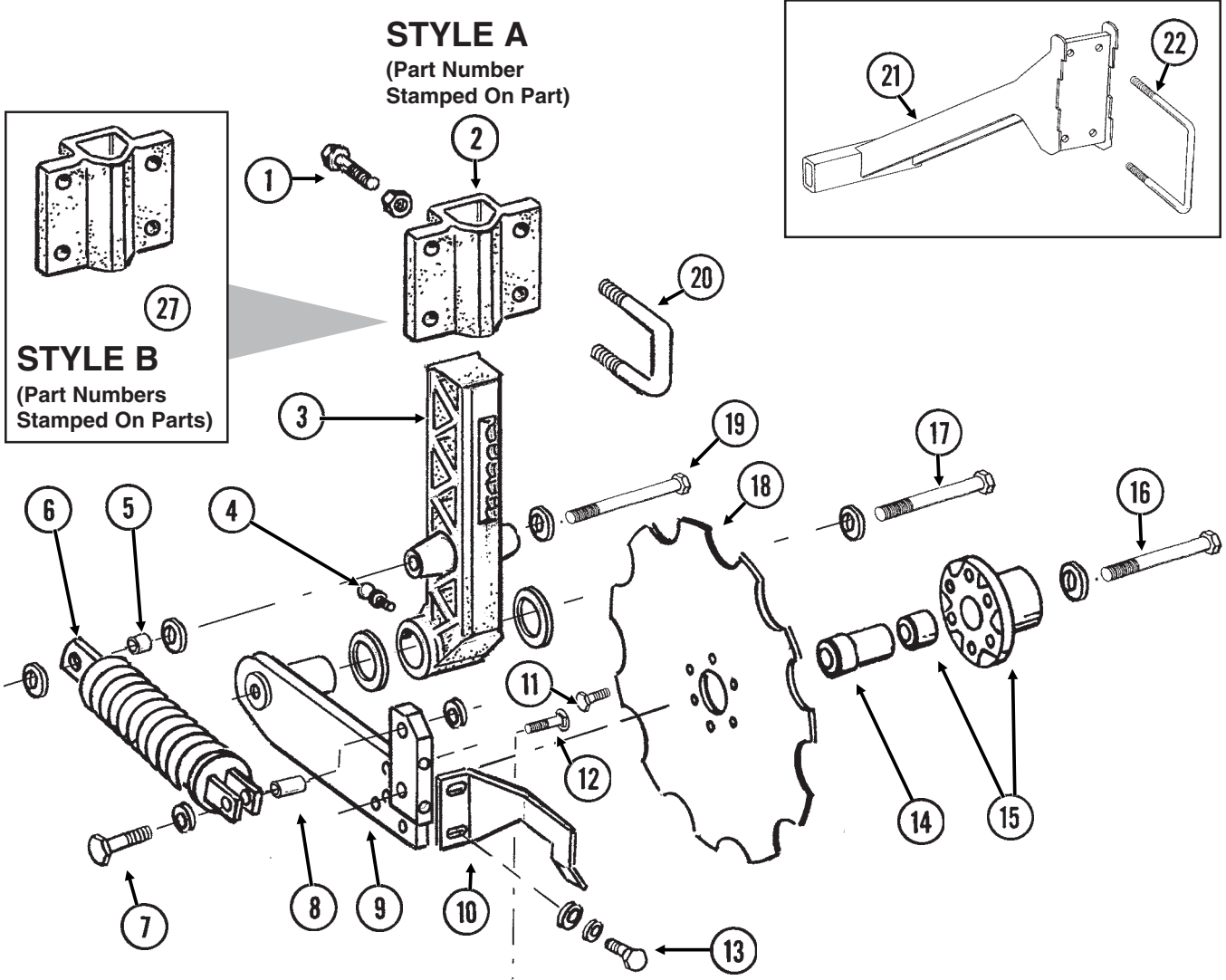


DOUBLE DISC FERTILIZER OPENER AND MOUNT

ITEM	PART NO.	QTY.	DESCRIPTION
		(Per Assy.)	
1.	GD1657	1	Lockup Pin
2.	G10451	2	Cotter Pin, 1/8" x 1"
3.	G10938	1	Grease Fitting, 1/4"-28, Taper Threads
4.	GA8483	1	Bracket
5.	GD1138	2	U-Bolt, 2 1/2" x 2 1/2" x 1/2"-13
	G10228	4	Lock Washer, 1/2"
	G10102	4	Hex Nut, 1/2"-13
6.	G10046	1	Hex Head Cap Screw, 5/8"-11 x 5"
	G10107	1	Lock Nut, 5/8"-11
7.	G10045	1	Hex Head Cap Screw, 1/2"-13 x 4 1/2"
	G10111	1	Lock Nut, 1/2"-13
8.	G10305	2	Carriage Bolt, 3/8"-16 x 1"
	G10210	2	Washer, 3/8" USS
	G10229	2	Lock Washer, 3/8"
	G10101	2	Hex Nut, 3/8"-16
9.	GD0962	1	Hex Head Adjusting Bolt, 5/8"-18 x 3 1/4"
	G10499	1	Hex Jam Nut, 5/8"-18, Grade 2
10.	GD0487	1	Bushing, 41/64" I.D. x 3 1/2" Long
11.	GA0328	1	Spring
12.	GA0810	1	Scraper Mount
13.	GD1673	2	Scraper
14.	GA9195	1	Shank
15.	G10542	12	Rivet, 1/4" x 1 5/16"
16.	G10213	-	Machine Bushing, 5/8" (.030" Thick)
17.	GD1132	2	Dust Cap
18.	G10503	1	Hex Jam Nut, 5/8"-11, Grade 2
	G10504	1	Hex Jam Nut, 5/8"-11, L.H. Threads, Grade 2
19.	G10204	2	Special Machine Bushing, 5/8" x 1" O.D.
20.	GB0134	2	Hub
21.	GA2014	2	Bearing
22.	GD11306	2	Disc Blade, 3.5 mm x 15"
23.	GD2589	1	Inner Scraper
24.	G10019	1	Hex Head Cap Screw, 5/16"-18 x 1"
	G10232	1	Lock Washer, 5/16"
25.	GA0312	1	Mount
26.	G10133	1	Hex Head Cap Screw, 5/16"-18 x 1 1/2"
	G10221	-	Washer, 5/16" SAE
	G10109	1	Lock Nut, 5/16"-18, Grade 8
27.	GA8685	-	Drop Tube, Liquid Fertilizer
28.	G10681	-	Hose Clamp, No. 6
29.	GD11705	-	Extension
30.	GA8081	-	Opener Mount, L.H. (Shown)
	GA8080	-	Opener Mount, R.H.
31.	GD1113	2	U-Bolt, 5" x 7" x 5/8"-11
	G10230	4	Lock Washer, 5/8"
	G10104	4	Hex Nut, 5/8"-11
32.	GA8983	-	Check Valve, Low Rate
A.	GA8845	-	Disc Blade And Bearing Assembly (Items 15 And 20-22)

NOTCHED SINGLE DISC FERTILIZER OPENER AND MOUNT

(EF71c/FRTZ268a/A12108/FRTZ208)

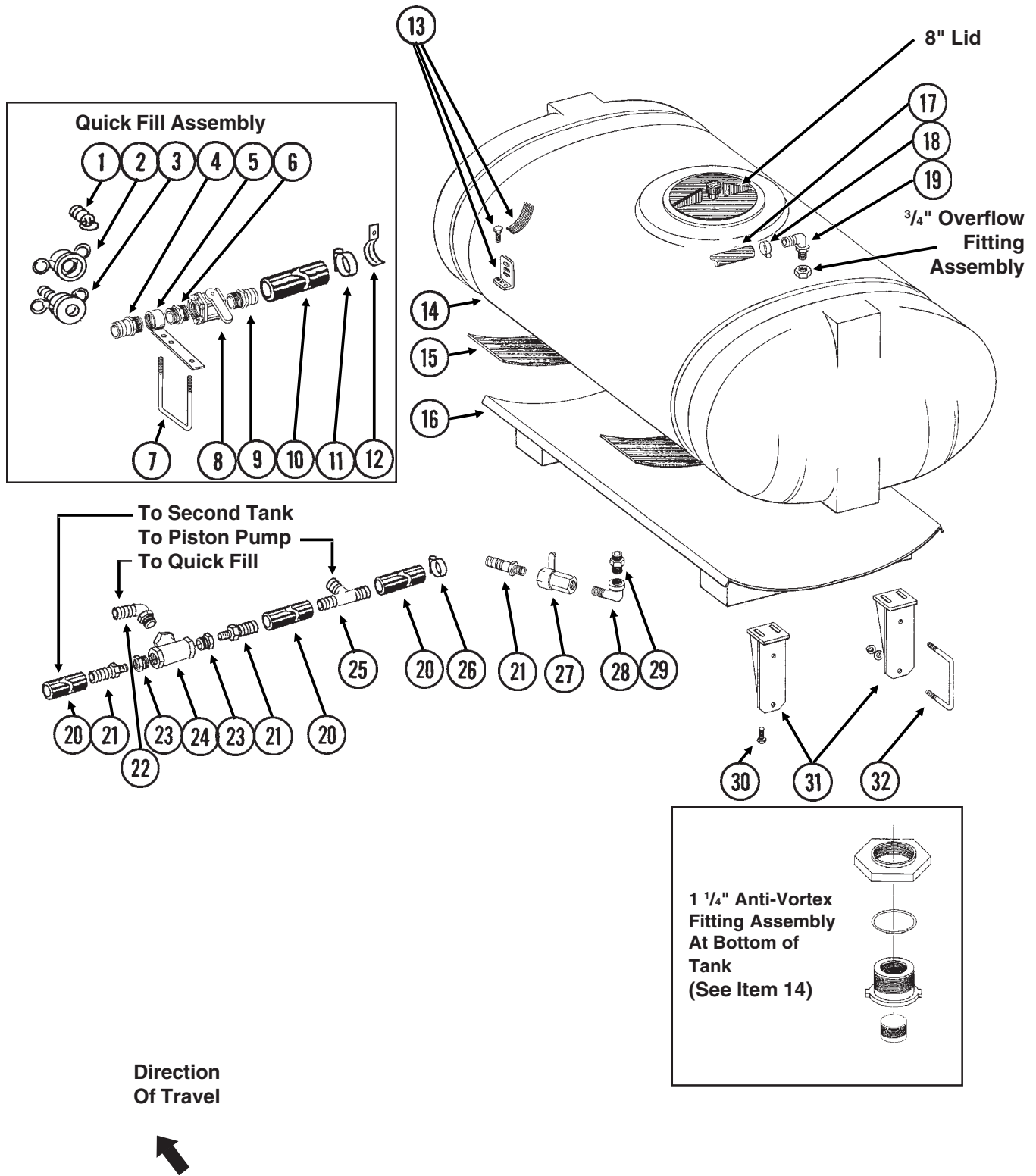


NOTCHED SINGLE DISC FERTILIZER OPENER AND MOUNT

ITEM	PART NO.	QTY.	DESCRIPTION
(Per Assy.)			
1.	G10017	3	Hex Head Cap Screw, 1/2"-13 x 1 1/2"
	G10102	3	Hex Nut, 1/2"-13
2.	GB0297	1	Mount
3.	GB0296	1	Arm, 13 1/2"
4.	G10640	1	Grease Fitting, 1/4"-28
5.	GD12685	1	Bushing, 3/4" O.D. x 1/2" Long
6.	GA6966	1	Compression Spring Assembly
7.	G10047	1	Hex Head Cap Screw, 3/8"-16 x 1 3/4"
	G10210	2	Washer, 3/8" USS
	G10108	1	Lock Nut, 3/8"-16
8.	GD1026	1	Sleeve, 1 3/16" Long
9.	GA9433	1	Pivot Arm, L.H. (Shown)
	GA9434	-	Pivot Arm, R.H.
10.	GD11557	1	Scraper, L.H. (Shown)
	GD11558	-	Scraper, R.H.
11.	G10002	6	Hex Head Cap Screw, 3/8"-16 x 3/4"
12.	G10306	3	Carriage Bolt, 3/8"-16 x 2"
	G10108	3	Lock Nut, 3/8"-16
13.	G10991	2	Hex Head Cap Screw, 5/16"-18 x 7/8"
	G10232	2	Lock Washer, 5/16"
	G10219	6	Washer, 5/16" USS
14.	GD12679	1	Stepped Spacer, 3" Long
15.	GA9437	1	Hub W/Bearing
	GA8603	-	Bearing, Double Row
16.	G10011	1	Hex Head Cap Screw, 5/8"-11 x 5 1/2"
	GD12677	1	Washer, 1 1/2" O.D., 7 Gauge, Hardened
	G10107	1	Lock Nut, 5/8"-11
17.	G10046	1	Hex Head Cap Screw, 5/8"-11 x 5"
	G10217	1	Washer, 5/8" USS
	G10450	2	Machine Bushing, 1 1/2", 18 Gauge (As Required)
	G10107	1	Lock Nut, 5/8"-11
18.	GD12676	1	Disc Blade, Notched, 16 3/4"
19.	G10871	1	Hex Head Cap Screw, 1/2"-13 x 6"
	G10206	3	Washer, 1/2" SAE
	G10111	1	Lock Nut, 1/2"-13
20.	GD13287	2	U-Bolt, 1 1/2" x 2 1/2" x 1/2"-13
	G10228	4	Lock Washer, 1/2"
	G10102	4	Hex Nut, 1/2"-13
21.	GA9457	-	Opener Mount, L.H. (Shown)
	GA9456	-	Opener Mount, R.H.
22.	GD1113	-	U-Bolt, 5" x 7" x 5/8"-11
	G10230	-	Lock Washer, 5/8"
	G10104	-	Hex Nut, 5/8"-11
23.	GB0323	1	Knife, L.H. (Shown)
	GB0322	-	Knife, R.H.
24.	GA10213	-	Drop Tube, L.H., Liquid Fertilizer (Shown)
	GA10214	1	Drop Tube, R.H., Liquid Fertilizer
25.	GA8983	-	Check Valve, Low Rate
26.	GA12108	1	Drop Tube, Liquid Fertilizer (Shown)
	GA12109	-	Drop Tube, Liquid Fertilizer
27.	GB0405	1	Mount, L.H. (Shown)
	GB0400	-	Mount, R.H.

LIQUID FERTILIZER TANKS, SADDLES, SADDLE MOUNTS AND HOSES

LFC037/LFC038(FRTZ196i)



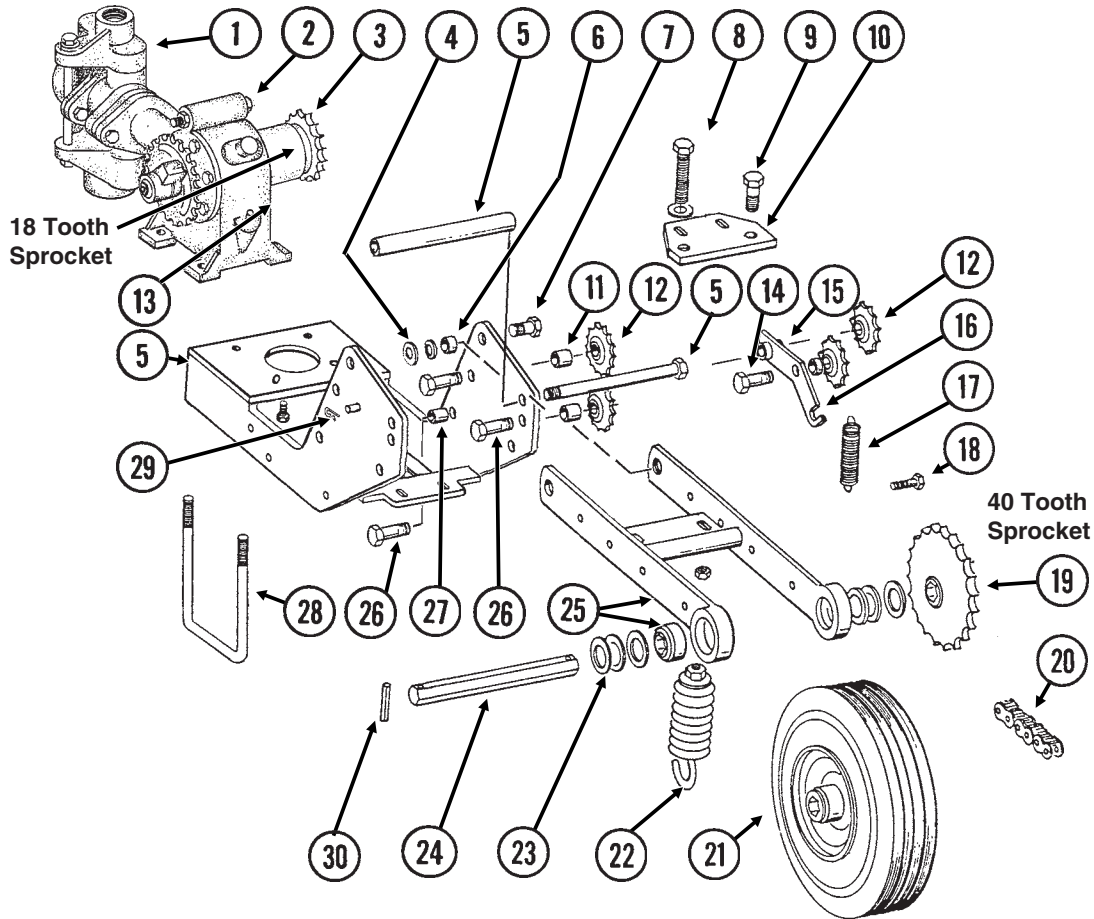
LIQUID FERTILIZER TANKS, SADDLES, SADDLE MOUNTS AND HOSES

ITEM	PART NO.	QTY.	DESCRIPTION
1.	GD10777	1	Dust Plug, 2" Male Cam Lock
2.	GD3622	1	Adapter, 2" Female NPT To Cam Lock
3.	GD3951	1	Dust Cap, 2" Cam Lock
4.	GD3623	1	Adapter, 2" Male NPT To Cam Lock
5.	GA8082	1	Quick Fill Mount, 2" NPT
6.	G10623	1	Close Nipple, 2" NPT
7.	GD1134	1	U-Bolt, 7" x 5" x 5/8"-11
	G10230	2	Lock Washer, 5/8"
	G10104	2	Hex Nut, 5/8"-11
8.	GA2660	1	Shutoff Valve, 2" NPT
9.	G10628	1	Adapter, 2" NPT To Barb
10.	G4201-04	1	Hose, 2" x 15'
11.	G10676	2	Hose Clamp, No. 36
12.	GD11235	1	Hose Clamp, 2" (If Applicable)
13.	GA8114	2	Tank Mounting Hardware Package, Includes: (2) Straps, (4) Anchors, (8) G10485 Tap Bolts, (8) G10901 Lock Nuts
	G10485	-	Hex Head Tap Bolt, 3/8"-16 x 5"
	G10901	-	Lock Nut W/Nylon Insert, 3/8"-16
14.	GA9910	2	Tank W/Lid And Fittings, 200 Gallon
	GR1678	-	Lid W/Vent, 8" (Top Of Tank)
	GR0513	-	3/4" Polypropylene Fitting Assembly (Overflow Fitting, Nut, Bushing And O-Ring)(Top Of Tank)
	GR1397	-	Overflow Fitting
	GR1435	-	1 1/4" Anti-Vortex Fitting Assembly (Nut, Bushing And O-Ring) (Bottom Of Tank)
	GR1396	-	Anti-Vortex Fitting
15.	GD1862	-	Pad, 8" x 14' (For Two Tanks)
16.	GA8088	2	Tank Saddle
17.	G4205-11	-	Hose, 3/4" x 72" (One Per Tank)
18.	G10278	4	Hose Clamp, No. 16
19.	G10917	2	Elbow, 90°, 3/4" NPT To Barb
20.	G4200-01	1	Hose, 1 1/4" x 22'
21.	G10626	4	Adapter, 1 1/4" NPT To Barb
22.	G10630	1	Elbow, 90°, 2" NPT To Barb
23.	G10616	2	Reducing Bushing, 2" Male NPT To 1 1/4" Female
24.	G10888	1	Tee, 2" Female NPT
25.	G10633	1	Tee, 1 1/4" Barb
26.	G10674	10	Hose Clamp, No. 24
27.	GA4976	2	Shutoff Valve, 1 1/4" NPT
	GR1015	-	Body O-Ring
	GR1016	-	Stem O-Ring
	GR1017	-	Teflon Seal
	GR1018	-	Ball
	GR1019	-	Handle
28.	G10887	2	Elbow, 90°, 1 1/4" Male NPT To Female
29.	G10619	2	Close Nipple, 1 1/4" NPT
30.	G10017	16	Hex Head Cap Screw, 1/2"-13 x 1 1/2"
	G10216	32	Washer, 1/2" USS
	G10228	16	Lock Washer, 1/2"
	G10102	16	Hex Nut, 1/2"-13
31.	GA8438	8	Saddle Mount
32.	GD1113	8	U-Bolt, 5" x 7" x 5/8"-11
	G10230	16	Lock Washer, 5/8"
	G10104	16	Hex Nut, 5/8"-11

LIQUID FERTILIZER PISTON PUMP DRIVE

LFC028(TWL43L)

40 Tooth Drive Sprocket And 18 Tooth Driven Sprocket



ITEM	PART NO.	QTY.	DESCRIPTION
1.		-	See "Liquid Fertilizer Piston Pump (Cylinder Assembly)", Pages P98 And P99
2.		-	See "Liquid Fertilizer Piston Pump (Crankcase Assembly)", Pages P96 And P97
3.		-	Sprocket, 18 Tooth, See "Liquid Fertilizer Piston Pump (Crankcase Assembly)", Pages P96 And P97
4.	GD7805	2	Special Washer, $\frac{5}{8}$ ", Hardened
5.	GA8486	1	Pump Mount W/Sleeve And Sleeve Mounting Hardware
	GD10165	1	Sleeve, $6 \frac{3}{4}$ "
	G10819	1	Hex Head Cap Screw, $\frac{1}{2}$ "-13 x $8 \frac{1}{2}$ "
	G10228	1	Lock Washer, $\frac{1}{2}$ "
	G10102	1	Hex Nut, $\frac{1}{2}$ "-13
6.	GB0218	2	Bushing, $2 \frac{1}{32}$ " I.D. x $\frac{7}{8}$ " O.D. x $\frac{19}{32}$ " Long

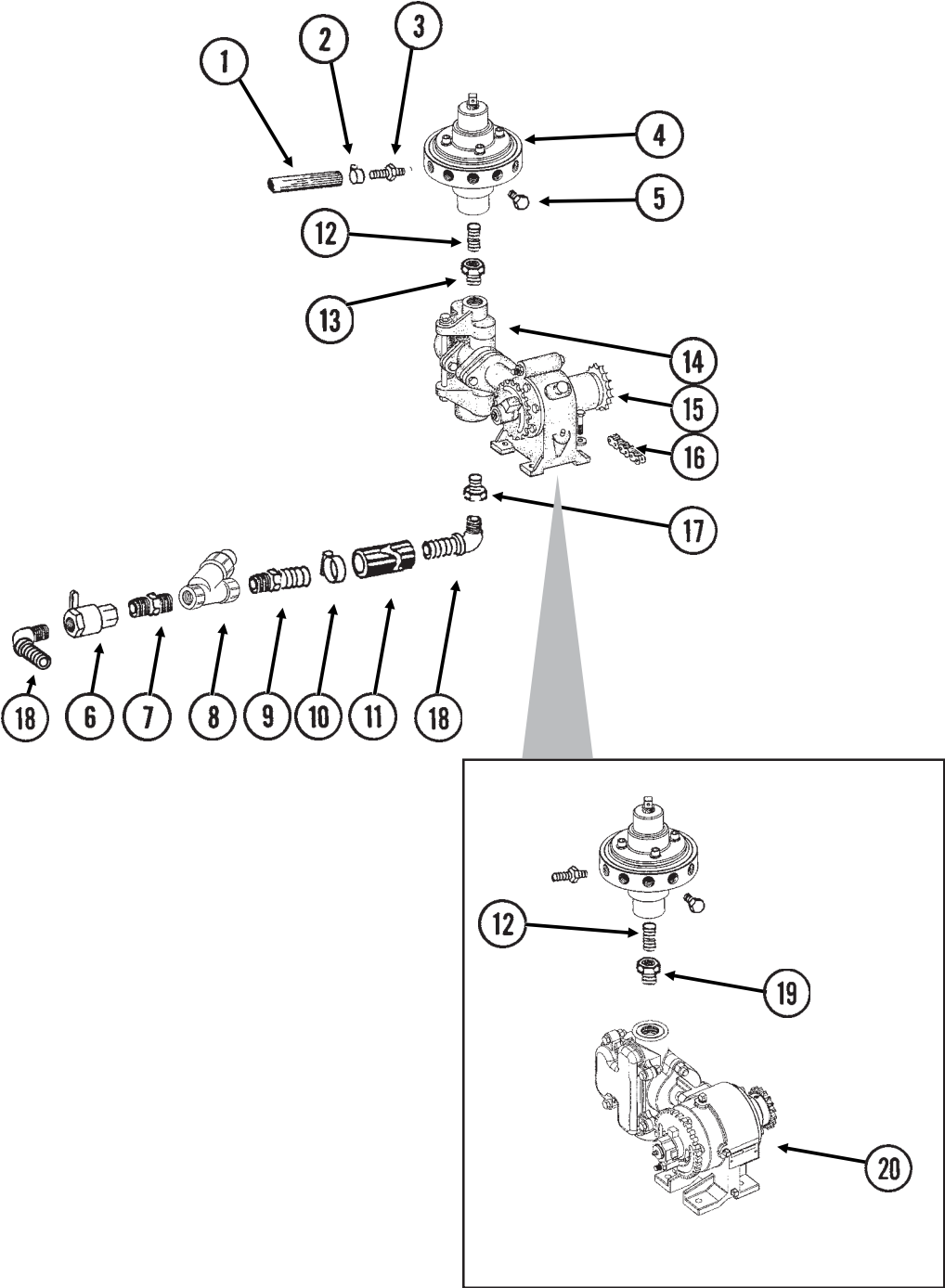
LIQUID FERTILIZER PISTON PUMP DRIVE

ITEM	PART NO.	QTY.	DESCRIPTION
7.	G10005	2	Hex Head Cap Screw, $\frac{5}{8}$ "-11 x 1 $\frac{3}{4}$ "
	G10235	2	Machine Bushing, $\frac{7}{8}$ ", 14 Gauge
	G10107	2	Lock Nut, $\frac{5}{8}$ "-11
8.	G10371	1-2	Hex Head Cap Screw, $\frac{1}{2}$ "-13 x 3", Full Thread
	G10206	1-2	Washer, $\frac{1}{2}$ " SAE
	G10102	1-2	Hex Nut, $\frac{1}{2}$ "-13
9.	G10039	2	Hex Head Cap Screw, $\frac{1}{2}$ "-13 x 1 $\frac{3}{4}$ "
	G10206	2	Washer, $\frac{1}{2}$ " SAE
	G10228	2	Lock Washer, $\frac{1}{2}$ "
	G10102	2	Hex Nut, $\frac{1}{2}$ "-13
10.	GD13268	-	Spring Mount
11.	GD10007	2	Spacer, 1 $\frac{1}{8}$ " Long
12.	GA7154	4	Sprocket W/Bearing, 18 Tooth
13.	G10003	4	Hex Head Cap Screw, $\frac{3}{8}$ "-16 x 1 $\frac{1}{2}$ "
	GR1122	4	Mounting Pad
	G10210	4	Washer, $\frac{3}{8}$ " USS
	G10229	4	Lock Washer, $\frac{3}{8}$ "
	G10101	4	Hex Nut, $\frac{3}{8}$ "-16
	14.	G10016	1
G10228		1	Lock Washer, $\frac{1}{2}$ "
G10102		1	Hex Nut, $\frac{1}{2}$ "-13
15.	GD10161	1	Spacer, $\frac{3}{8}$ "
16.	GA7179	1	Idler Arm
17.	GD5857	1	Spring
18.	G10003	1	Hex Head Cap Screw, $\frac{3}{8}$ "-16 x 1 $\frac{1}{2}$ "
	G10229	1	Lock Washer, $\frac{3}{8}$ "
	G10101	2	Hex Nut, $\frac{3}{8}$ "-16
19.	GA7180	1	Sprocket, 40 Tooth
20.	G3310-160	1	Chain, No. 40, 160 Pitch Including Connector Link
	GR0912	-	Connector Link, No. 40
21.	GA5090	1	Tire And Rim Assembly (Specify Brand*)
	GD5753	-	Tire, 4.10" x 6" (Specify Brand*)
	GD5752	-	Inner Tube
22.	GA2068	1-2	Spring W/Plug
23.	G10233	5	Machine Bushing, 1", 10 Gauge
24.	GD5797	1	Hex Shaft, $\frac{7}{8}$ " x 10"
25.	GA6415	1	Wheel Arm W/Bearings
	GA5116	-	Bearing, $\frac{7}{8}$ " Hex Bore, Cylindrical
26.	G10038	3	Hex Head Cap Screw, $\frac{1}{2}$ "-13 x 3"
	G10228	3	Lock Washer, $\frac{1}{2}$ "
	G10102	3	Hex Nut, $\frac{1}{2}$ "-13
27.	GD7904-04	-	Sleeve, $\frac{1}{2}$ " x 1 $\frac{1}{8}$ " Long
28.	GD1134	2	U-Bolt, 7" x 5" x $\frac{5}{8}$ "-11
	G10217	4	Washer, $\frac{5}{8}$ " USS
	G10230	4	Lock Washer, $\frac{5}{8}$ "
	G10104	4	Hex Nut, $\frac{5}{8}$ "-11
	G10670	1	Hair Pin Clip, No. 3
30.	G10602	2	Spring Pin, $\frac{1}{4}$ " x 1 $\frac{1}{2}$ "

* Specific brand requests will be supplied only as available from current KINZE® Repair Parts stock. If a specific brand requested is not in stock, the brand available will be supplied. Different brand tires may have different diameters. Change in tire brand could result in rate changes.

LIQUID FERTILIZER FLOW DIVIDER MOUNT AND HOSES

(FRTZ176L/FRTZ176ii)



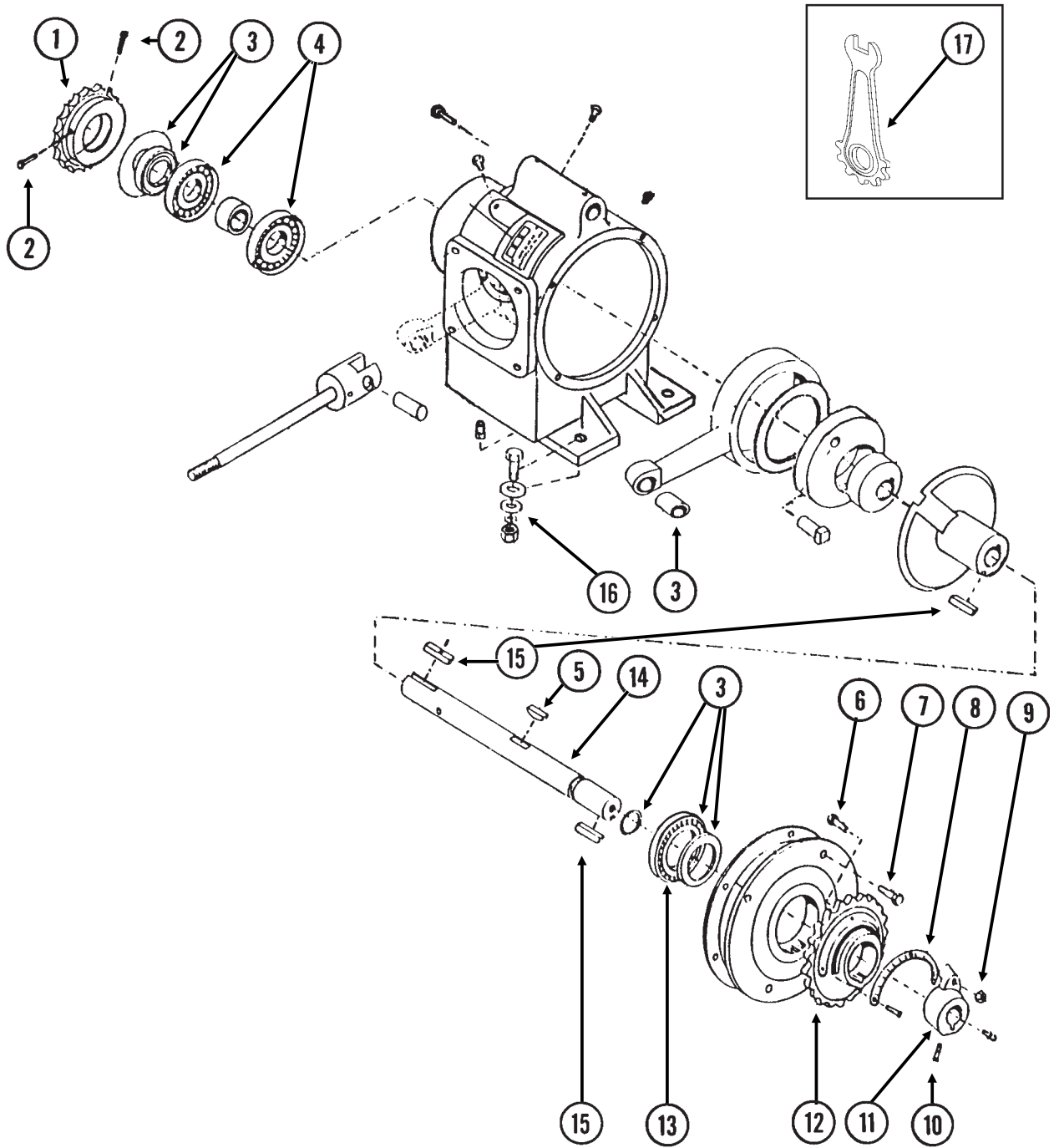
LIQUID FERTILIZER FLOW DIVIDER MOUNT AND HOSES

ITEM	PART NO.	QTY.	DESCRIPTION
1.	G4301-06	1	Hose, 3/8" x 160'
2.	G10681	24	Hose Clamp, No. 6
3.	GD11700	12	Adapter, 1/4" NPT To 3/8" Barb
4.		-	See "Liquid Fertilizer Piston Pump Flow Divider", Pages P102 And P103
5.	G10292	-	Plug, 1/4" NPT
6.	GA4976	2	Shutoff Valve, 1 1/4" NPT
	GR1015	-	Body O-Ring
	GR1016	-	Stem O-Ring
	GR1017	-	Teflon Seal
	GR1018	-	Ball
	GR1019	-	Handle
7.	G10619	1	Close Nipple, 1 1/4" NPT
8.	GA3893	1	Strainer Complete
	GR0880	-	Screen, No. 40 Mesh
	GR0881	-	Gasket
	GR0882	-	Y-Body
	GR0883	-	End Cap
9.	G10626	2	Adapter, 1 1/4" NPT To Barb
10.	G10674	2	Hose Clamp, No. 24
11.		-	Hose, 1 1/4", See "Liquid Fertilizer Tanks, Saddles, Saddle Mounts And Hoses", Pages P90 And P91
12.	G10994	1	Close Nipple, 3/4" NPT, Stainless Steel
13.	G10995	1	Reducing Bushing, 1" Male NPT To 3/4" Female, Stainless Steel
14.		-	See "Liquid Fertilizer Piston Pump (Cylinder Assembly)", Pages P98 And P99
15.		-	See "Liquid Fertilizer Piston Pump (Crankcase Assembly)", Pages P96 And P97
16.		-	See "Liquid Fertilizer Piston Pump Drive", Pages P92 And P93
17.	G10615	1	Reducing Bushing, 1 1/2" Male NPT To 1 1/4" Female
18.	G10629	2	Elbow, 90°, 1 1/4" NPT To Barb
19.	G11237	1	Close Nipple, 1 1/2" Male NPT To 3/4" Female
20.		-	See "Liquid Fertilizer Piston Pump", Pages P100 And P101

LIQUID FERTILIZER PISTON PUMP (Crankcase Assembly) Uses 18 Tooth Sprocket

JB-L4400-991/CCU077(FRTZ172a/GR1424)

Model LM-2455-R



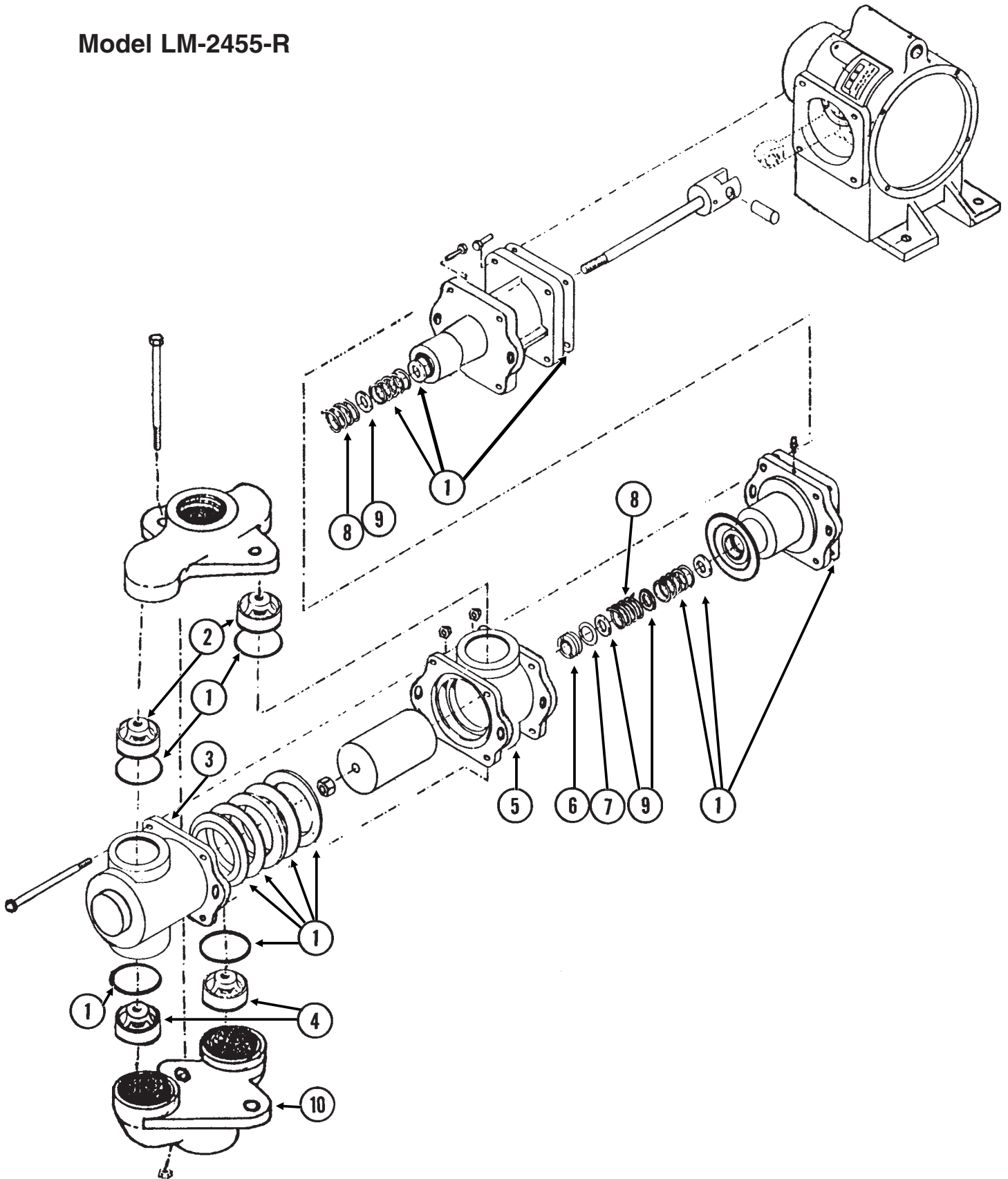
LIQUID FERTILIZER PISTON PUMP (Crankcase Assembly) Uses 18 Tooth Sprocket

ITEM	PART NO.	QTY.	DESCRIPTION
1.	GR1389	1	Sprocket, 18 Tooth
2.	G10688	2	Square Head Set Screw, $\frac{3}{8}$ "-16 x $\frac{5}{8}$ "
3.	GR1425	1	Repair Kit, Includes Item 1 On Pages P98 And P99
4.	GR1427	2	Bearing
5.	GR1420	1	Woodruff Key, $\frac{3}{8}$ "-16 x 1 $\frac{3}{4}$ "
6.	GR1167	1	Square Head Cap Screw, $\frac{3}{8}$ "-16 x 1 $\frac{3}{4}$ "
7.	G10043	4	Hex Head Cap Screw, $\frac{5}{16}$ "-18 x $\frac{3}{4}$ "
8.	GR1168	1	Scale
9.	G10108	1	Lock Nut, $\frac{3}{8}$ "-16
10.	G10693	3	Hex Socket Head Set Screw, $\frac{5}{16}$ "-18 x $\frac{3}{8}$ "
11.	GR1165	1	Arm
12.	GR1114	1	Flange
13.	GR1116	1	Bearing
14.	GR1421	1	Crankshaft
15.	GR1118	2	Setting Arm Key
16.		-	See "Liquid Fertilizer Piston Pump Drive", Pages P92 And P93
17.	GR1424	1	Adjustment Wrench
A.	GA8069	-	Piston Pump Complete W/18 Tooth Sprocket (LM-2455-R), Includes Crankcase Assembly On This Page And Cylinder Assembly On Pages P98 And P99

LIQUID FERTILIZER PISTON PUMP (Cylinder Assembly) Uses 18 Tooth Sprocket

JB-L2190-991(FRTZ171)

Model LM-2455-R



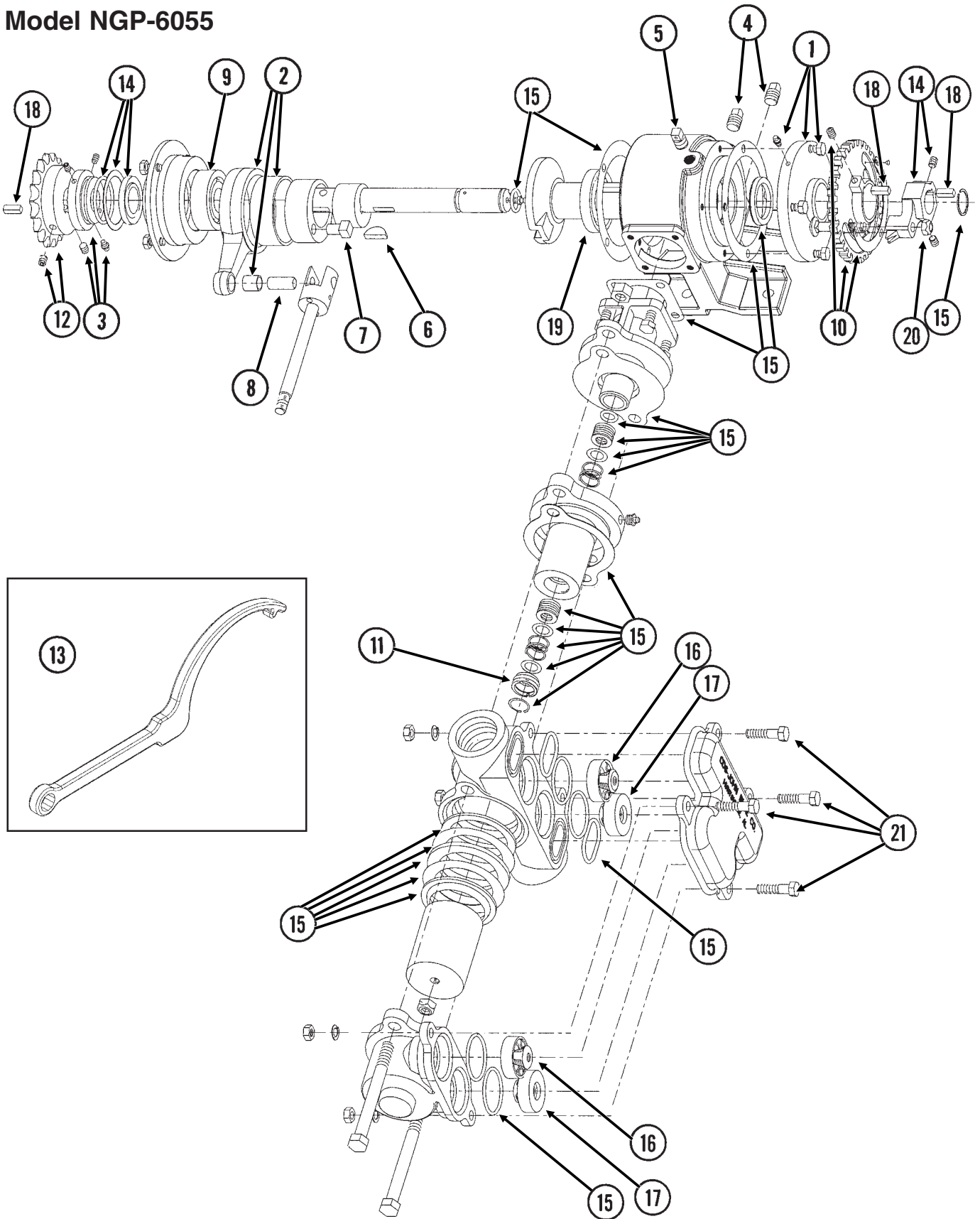
LIQUID FERTILIZER PISTON PUMP (Cylinder Assembly) Uses 18 Tooth Sprocket

ITEM	PART NO.	QTY.	DESCRIPTION
1.	GR1425	1	Repair Kit, Includes Item 3 On Pages P96 And P97
2.	GR1144	2	Discharge Valve
3.	GR1423	1	Outboard Cylinder
4.	GR1142	2	Suction Valve
5.	GR1422	1	Inboard Cylinder
6.	GR1134	1	Stuffing Box Insert
7.	GR1133	1	Retaining Ring
8.	GR1130	2	Packing Spring
9.	GR1129	3	Washer
10.	GR1451	1	Suction Manifold

LIQUID FERTILIZER PISTON PUMP Uses 18 Tooth Sprocket

(A12335a/GR1808)

Model NGP-6055



LIQUID FERTILIZER PISTON PUMP

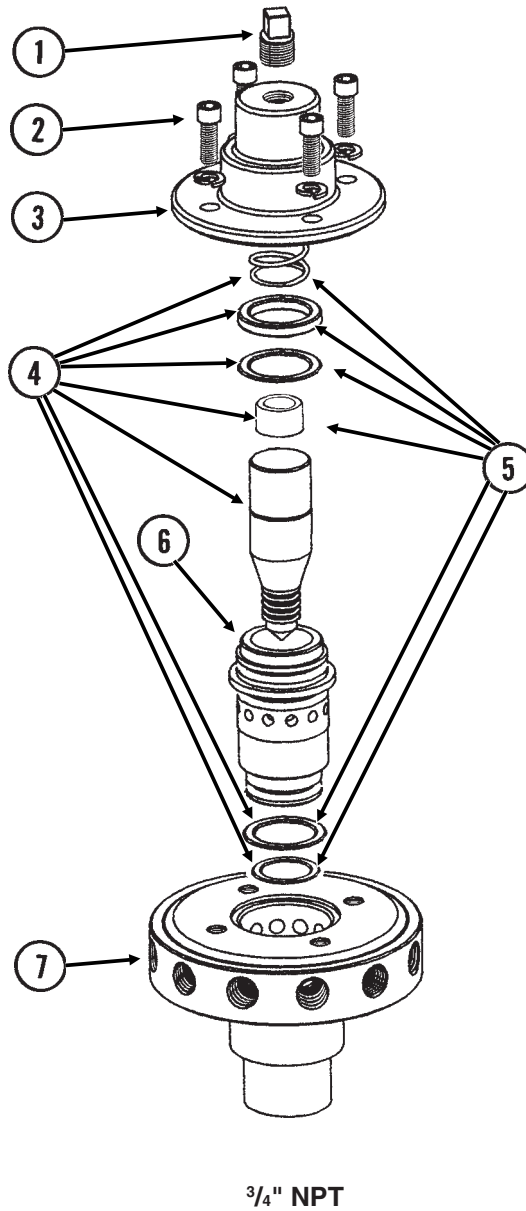
Uses 18 Tooth Sprocket

ITEM	PART NO.	QTY.	DESCRIPTION
1.	GR1804	1	Flange Cover Assembly
	G10991	4	Hex Head Cap Screw, $\frac{5}{16}$ "-18 x $\frac{7}{8}$ "
2.	GR1802	1	Connecting Rod Assembly
3.	GR1801	1	Spacer Assembly
	G10693	3	Hex Socket Set Screw, $\frac{5}{16}$ "-18 x $\frac{3}{8}$ "
4.	GR1123	2	Plug
5.	GR1543	1	Vent Plug
6.	GR1112	1	Woodruff Key
7.	GR1120	1	Eccentric Pin
8.	GR1124	1	Pin
9.	GR1104	1	Bearing
10.	GR1805	1	Setting Hub Assembly
11.	GR1134	1	Stuffing Box Insert
12.	GR1389	1	Sprocket, 18 Tooth
13.	GR1808	1	Adjustment Wrench
14.	GR1806	1	Setting Pointer Assembly
15.	GR1795	1	Repair Kit, Includes: (6) Gaskets, (9) O-Rings, (4) Washers, (1) Retaining Ring, (2) Oil Seals, (1) Snap Ring, (1) Thrust Washer, (1) Rod Bushing, (2) Flange Plunger Packings, (2) Packing Springs, (2) Rod Vee Packing Sets
16.	GR1799	2	Discharge Valve Assembly
17.	GR1797	2	Suction Valve Assembly
18.	GR1118	3	Setting Arm Key
19.	GR1116	1	Bearing
20.	G10306	1	Carriage Bolt, $\frac{3}{8}$ "-16 x 2"
	G10108	1	Lock Nut, $\frac{3}{8}$ "-16
21.	G10003	4	Hex Head Head Cap Screw, $\frac{3}{8}$ "-16 x 1 $\frac{1}{2}$ "
	G10210	4	Washer, $\frac{3}{8}$ " USS
	G10229	4	Lock Washer, $\frac{3}{8}$ "
	G10101	4	Hex Nut, $\frac{3}{8}$ "-16
A.	GA12330	-	Piston Pump Complete W/18 Tooth Sprocket (Model NGP-6055)

LIQUID FERTILIZER PISTON PUMP FLOW DIVIDER

(FRTZ159/PT40a/FRTZ202c)

Model FD-1200 Flow Divider, 12 Outlet



LIQUID FERTILIZER PISTON PUMP FLOW DIVIDER

ITEM	PART NO.	QTY.	DESCRIPTION
1.	GR1543	1	Plug
2.	GR1542	4	Hex Socket Head Screw, 1/4"-20 x 3/4"
	GR1541	4	Lock Washer, 1/4", Stainless Steel
3.	GR1540	1	Cap
4.	GR1544	1	Needle Assembly W/Seal Kit (Item 22)
5.	GR1545	1	Seal Kit, Includes: (3) O-Rings, (1) Seal, (1) Spring, (1) Stainless Steel Sleeve
6.	GR1535	1	Sleeve
7.	GR1533	1	Body (12 Outlet)
A.	GA8931	1	Liquid Fertilizer Piston Pump Flow Divider Complete, 12 Outlet (Model FD-1200)

DECALS, PAINT AND MISCELLANEOUS



1



2

WARNING

AGRICULTURAL CHEMICALS CAN BE DANGEROUS. IMPROPER SELECTION OR USE CAN SERIOUSLY INJURE PERSONS, ANIMALS, PLANTS, SOIL OR OTHER PROPERTY. BE SAFE. SELECT THE RIGHT CHEMICAL FOR THE JOB. HANDLE WITH CARE. FOLLOW THE INSTRUCTIONS ON THE CONTAINER LABEL AND OF THE EQUIPMENT MANUFACTURER.

7100-115

3



4

DANGER

SERIOUS INJURY OR DEATH CAN RESULT FROM CONTACT WITH ELECTRICAL LINES. USE CARE TO AVOID CONTACT WITH ELECTRIC LINES WHEN MOVING OR OPERATING THIS MACHINE.

7100-117

5

ATTENTION

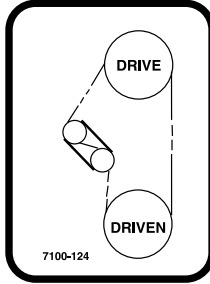
Connect directly to **BATTERY** whenever possible

Connect black lead to negative terminal

Connect to **12 Volts Only**

7100-123

6



7

USE 1 TABLESPOON POWDERED GRAPHITE WITH EACH HOPPER FILL OF SEED. SEED TREATMENT, FOREIGN MATERIAL, DIRT, OR SEED CHAFF MAY CAUSE GRADUAL REDUCTION OF SEED POPULATION. REFER TO MANUAL FOR MAINTENANCE AND CARE.

7100-153

8

Twin-Line

7100-177

9


ROTATE KNURLED SLEEVE ON RATCHET TIGHTENER TO RELEASE SPRING TENSION.

7100-295

10



11



12

13

NOTE

It is the responsibility of the user to read and understand the Operator's Manual in regards to safety, operation, lubrication and maintenance before operation of this equipment.

AN OPERATOR & PARTS MANUAL IS AVAILABLE FOR THIS MACHINE.

To obtain a manual, furnish model number and serial number and contact your KINZE Dealer or KINZE Manufacturing, Inc., P.O. Box 806 Williamsburg, IA 52361-0806 USA

WARNING

MAXIMUM INFLATION PRESSURE **75 PSI**

7100-119

14

KINZE 3400

TORQUE 5/8" SPINDLE BOLTS TO 120 FT/LBS. CHECK PERIODICALLY AND RE-TORQUE AS NEEDED.

7100-231

16

WARNING

TO AVOID INJURY -- STAND CLEAR--KEEP OTHERS AWAY WHEN RAISING OR LOWERING MARKERS. BEFORE TRANSPORTING PLANTER FULLY EXTEND HYDRAULIC CYLINDERS AND INSTALL LOCKING PINS WHERE PROVIDED.

7100-42

17

WARNING

TO AVOID INJURY -- ALWAYS LOWER PLANTER UNITS TO THE GROUND BEFORE UNHITCHING PLANTER. TONGUE CAN RAISE SUDDENLY.

7100-43

18

WARNING

1. Read and understand the Operator's Manual.
2. Stop the tractor engine before leaving the operator's platform.
3. Keep riders off the machine.
4. Make certain everyone is clear of the machine before starting the tractor engine and operating.
5. Keep all shields in place.
6. Never lubricate, adjust, unclog or service the machine with tractor engine running.
7. Wait for all movement to stop before servicing.
8. Keep hands, feet and clothing away from moving parts.
9. Use flashing warning lights when operating on highways except when prohibited by law.

7100-46

19

CAUTION

SET DOWN PRESSURE SPRINGS TO MINIMUM. LOWER PLANTER TO GROUND AND EMPTY SEED HOPPERS. REQUIRES 90 LB MIN TO LIFT.

7100-249

20

CAUTION

REAR OF PLANTER SWINGS WIDE IN TURNS. ALWAYS ALLOW SUFFICIENT ROOM TO CLEAR OBSTACLES WHEN TURNING.

7100-63

22

WARNING

USE SAFETY CHAINS PROVIDED. TOW ONLY WITH FARM TRACTOR.

7100-302

21

WARNING

NEVER WALK UNDER OR WORK ON PLANTER WHEN IT IS RAISED WITHOUT SUPPORTING THE FRAMES WITH ADDITIONAL SUPPORTS.

7100-68

23

CAUTION

AVOID UNEVEN LOADING OF HOPPERS, ESPECIALLY DURING TRANSPORT

7100-75

24

WARNING

TO AVOID INJURY ALWAYS USE HYDRAULIC CYLINDER SAFETY LOCKOUT CHANNELS WHEN TRANSPORTING PLANTER ON THE ROAD. AFTER USE RETURN TO STORAGE LOCATION.

7100-83

25

DANGER

THIS PLANTER IS DESIGNED TO BE DRIVEN BY GROUND TIRES ONLY. THE USE OF HYDRAULIC, ELECTRIC OR PTO DRIVES MAY CREATE SERIOUS SAFETY HAZARDS TO YOU AND THE PEOPLE NEARBY. IF YOU INSTALL SUCH DRIVES YOU MUST FOLLOW ALL APPROPRIATE SAFETY STANDARDS AND PRACTICES TO PROTECT YOU AND OTHERS NEAR THIS PLANTER FROM INJURY.

7100-89

26

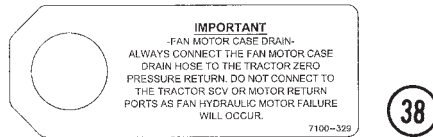
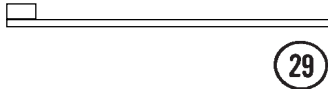
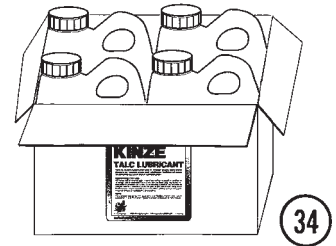
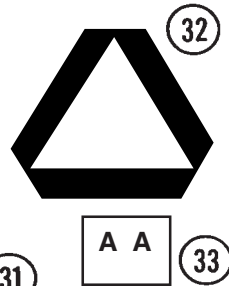
WARNING

THIS MACHINE HAS BEEN DESIGNED AND BUILT WITH YOUR SAFETY IN MIND. DO NOT MAKE ANY ALTERATIONS OR CHANGES TO THIS MACHINE. ANY ALTERATION TO THE DESIGN OR CONSTRUCTION MAY CREATE SAFETY HAZARDS.

7100-90

27

DECALS, PAINT AND MISCELLANEOUS



ITEM	PART NO.	QTY.	DESCRIPTION
1.	G7100-110	-	Decal, Grease Weekly
2.	G7100-111	-	Decal, Oil Daily
3.	G7100-115	-	Decal, Warning (1 Per Granular Chemical Hopper)
4.	G7100-116	-	Decal, Grease Daily
5.	G7100-117	1	Decal, Danger
6.	G7100-123	1	Decal, Attention
7.	G7100-124	1	Decal, Transmission, L.H.
8.	G7100-153	-	Decal, Information (1 Per Seed Meter)
9.	G7100-177	1	Decal, Twin-Line®, 3/4" x 3"
10.	G7100-295	-	Decal, Spring Tension Release
11.	G7100-247	-	Decal, Logo, 4 3/8" x 4 1/2" (2 Per Row Unit)
	G7100-252	-	Decal, Logo, 3 1/2" x 3 5/8" (Hopper Panel Extension)
12.	G7100-208	-	Decal, Interplant®
13.	G7100-217	1	Decal, Note
14.	G7100-219	4	Decal, Warning
15.	G7100-243	2	Decal, 3400
16.	G7100-234	-	Decal, Bolt Torque (Frame Mounted Coultter)
17.	G7100-42	4	Decal, Warning
18.	G7100-43	1	Decal, Warning
19.	G7100-46	1	Decal, Warning
20.	G7100-249	-	Decal, Caution (Interplant® Push Row Unit Lift Lever)
21.	G7100-302	1	Decal, Warning
22.	G7100-63	2	Decal, Caution
23.	G7100-68	4	Decal, Warning
24.	G7100-75	4	Decal, Caution
25.	G7100-83	4	Decal, Warning (1 Per Marker Lockup)
26.	G7100-89	2	Decal, Danger
27.	G7100-90	1	Decal, Warning

(Continued)

DECALS, PAINT AND MISCELLANEOUS

ITEM	PART NO.	QTY.	DESCRIPTION
28.	GM0209	1	Operator & Parts Manual, Model 3400 (EdgeVac® Seed Metering)
29.	GD1512	-	Tie Strap, 7 1/2"
	GD2117	-	Tie Strap, 14 1/2"
	GD1162	-	Tie Strap, 28"
	GD2984	-	Tie Strap, 34"
30.	GR0155MPP	-	Blue Paint, Twelve Aerosol Cans
31.	GR0146MPP	-	Powdered Graphite, Twenty-Four 1 Pound Containers
32.	GD2199	1	SMV Sign
33.	GD10057-01	-	Hose Identification Sleeve, Red AA
	GD10057-02	-	Hose Identification Sleeve, Red BB
	GD10057-03	-	Hose Identification Sleeve, Blue AA
	GD10057-04	-	Hose Identification Sleeve, Blue BB
34.	GR1570MPP	-	Talc Lubricant, Four 8 Pound Containers
35.	G7100-258	-	Reflective Decal, Red, 1 1/2" x 9", Rectangular (If Applicable)
	G7100-259	-	Reflective Decal, Amber, 1 1/2" x 9", Rectangular (If Applicable)
	G7100-260	-	Reflective Decal, Orange, 1 1/2" x 9", Rectangular (If Applicable)
36.	G7100-261	-	Reflective Decal, Red, 1 3/4" x 9", Die-Cut (If Applicable)
	G7100-262	-	Reflective Decal, Amber, 1 3/4" x 9", Die-Cut (If Applicable)
	G7100-263	-	Reflective Decal, Orange, 1 3/4" x 9", Die-Cut (If Applicable)
37.	G7100-311	-	Decal, EdgeVac®
38.	G7100-329	-	Tag, Fan Motor Case Drain
39.	G7100-301	-	Decal, Warning

NUMERICAL INDEX

Part No.	Page	Part No.	Page	Part No.	Page
G10312	P3, P17, P47	G10581	P55, P85	G10887	P91
G10315	P9, P10, P19	G10585	P23	G10888	P91
G10318	P23, P53	G10597	P23	G10890	P55
G10322	P61	G10599	P10, P11, P31, P33	G10901	P91
G10323	P15	G10602	P12, P15, P17, P18, P55, P59, P93	G10912	P5, P31
G10325	P5, P17	G10603	P15	G10917	P91
G10326	P3	G10615	P95	G10921	P18
G10328	P5	G10616	P91	G10923	P57
G10338	P7, P12, P39	G10619	P91, P95	G10923	P85
G10348	P25	G10620	P3, P7, P12, P17, P39, P47	G10924	
G10361	P46	G10621	P12, P17, P20	G10927	P81, P83
G10371	P25, P93	G10622	P5, P20	G10928	P81, P83
G10373	P53	G10623	P91	G10931	P81, P83
G10376	P53	G10626	P91, P95	G10932	P63
G10394	P51	G10628	P91	G10934	P43
G10397	P54	G10629	P95	G10935	P41
G10400	P29	G10630	P91	G10936	P51
G10409	P58	G10633	P91	G10937	P47
G10412	P4, P12, P31, P55	G10640	P7, P46, P49, P59, P61, P89	G10938	P87
G10421	P55	G10641	P61	G10939	P63
G10427	P5, P9	G10643	P29, P49	G10940	P7
G10430	P57	G10660	P18	G10954	P47
G10438	P3, P43	G10669	P3	G10958	P63, P66
G10441	P41, P45, P51	G10670	P17, P93	G10962	P66
G10442	P45, P51	G10674	P91, P95	G10968	P85
G10450	P89	G10676	P39	G10971	P55
G10451	P87	G10676	P91	G10974	P27, P29
G10452	P19	G10681	P37, P87, P95	G10977	P68
G10453	P57	G10688	P97	G10991	P89, P101
G10455	P59	G10693	P97, P101	G10994	P95
G10456	P31	G10718	P31	G10995	P95
G10457	P41	G10722	P62	G10996	P70, P75
G10460	P51, P53, P59, P61, P63	G10724	P62	G11007	P3
G10463	P9, P31, P61	G10725	P62	G11008	P3
G10478	P58	G10730	P29	G11009	P15
G10485	P91	G10732	P4, P31	G11010	P29
G10496	P59, P85	G10746	P55	G11015	P3
G10499	P33, P87	G10751	P12, P31, P55	G11016	P64
G10501	P25, P55	G10752	P12	G11053	P41
G10503	P23, P27, P29, P55, P87	G10753	P31, P33	G11058	P41
G10504	P87	G10755	P49	G11065	P67
G10523	P19	G10757	P19, P81, P83	G11066	P68
G10526	P66	G10758	P19, P81, P83	G11067	P68
G10529	P20	G10765	P27, P29, P41	G11068	P67
G10535	P85	G10770	P64	G11073	P18
G10536	P23, P49, P61	G10779	P51	G11075	P59
G10542	P87	G10801	P9, P10	G11078	P59
G10544	P62	G10819	P92	G11088	P66
G10546	P12, P18	G10821	P59	G11098	P27
G10551	P3	G10827	P66	G11100	P59
G10567	P12, P17, P18	G10844	P62	G11124	P33
G10570	P18	G10864	P19	G11133	P33
G10572	P23	G10871	P89	G11147	P39
G10574	P21, P25, P29			G11172	P15
				G11173	P15

NUMERICAL INDEX

Part No.	Page	Part No.	Page	Part No.	Page
G11188	P39	G6400-L-08	P73	GA0257	P62
G11209	P19	G6408-06	P37, P68	GA0312	P87
G11210	P15	G6408-08	P63, P68, P69	GA0328	P87
G11213	P15	G6408-10	P68	GA0378	P57
G11215	P33	G6408-12	P37	GA0705	P53
G11228	P27	G6408-H06-O	P67, P68, P69	GA0810	P87
G11236	P27	G6500-06	P36	GA0899	P62
G11237	P95	G6500-08	P73	GA10081	P55
G1K248	P75, P79, P81, P83	G6502-08	P73	GA10123	P66
G1K249	P81, P83	G6801-06	P73	GA10148	P33
G1K252	P75, P79, P81, P83	G6801-06-08	P73	GA10149	P36
G1K253	P55	G6801-08	P73	GA10150	P66
G1K267	P75, P79, P81, P83	G6801-12	P36	GA10155	P12
G1K268	P33, P75, P79, P81, P83	G7100-110	P105	GA10157	P3
G1K269	P57, P85	G7100-111	P105	GA10161	P31
G1K274	P70	G7100-115	P105	GA10213	P89
G1K275	P70	G7100-116	P105	GA10214	P89
G1K276	P70	G7100-117	P105	GA10570	P79
G1K296	P7	G7100-123	P105	GA10575	P81
G1K320	P77, P81, P83	G7100-124	P105	GA10601	P79, P81
G1K321	P77, P81, P83	G7100-153	P105	GA10634	P13
G1K322	P81, P83	G7100-177	P105	GA10635	P33
G1K323	P80, P82	G7100-208	P105	GA10752	P33
G1K331	P85	G7100-217	P105	GA10755	P15
G1K345	P10	G7100-219	P105	GA10765	P33
G1K362	P79, P81, P83	G7100-234	P105	GA10799	P33
G1K363	P79, P81, P83	G7100-243	P105	GA10924	P77
G1K364	P81, P83	G7100-247	P105	GA11039	P83
G1K379	P59	G7100-249	P105	GA11154	P33
G1K385	P19	G7100-252	P105	GA11155	P33
G1K412	P41	G7100-258	P106	GA11156	P33
G1K426	P36	G7100-259	P106	GA11159	P33
G2100-03	P57	G7100-260	P106	GA11175	P33
G3303-100	P31	G7100-261	P106	GA11285	P55
G3303-108	P3, P18	G7100-262	P106	GA11520	P21
G3305-01	P20	G7100-263	P106	GA11593	P61
G3310-104	P54	G7100-295	P105	GA11699	P33
G3310-160	P93	G7100-301	P106	GA11766	P61
G3310-328	P85	G7100-302	P105	GA11767	P61
G3310-80	P59	G7100-311	P106	GA11911	P15
G3310-83	P55	G7100-329	P106	GA11934	P37
G3310-92	P54	G7100-42	P105	GA11935	P15
G3400-01	P57	G7100-43	P105	GA11947	P79, P81
G4200-01	P91	G7100-46	P105	GA11948	P79, P81
G4201-04	P91	G7100-63	P105	GA11969	P31
G4205-11	P91	G7100-68	P105	GA11971	P31
G4301-06	P95	G7100-75	P105	GA11987	P33
G6325X	P4	G7100-83	P105	GA12108	P89
G6400-06	P36, P37, P67, P68, P69, P73	G7100-89	P105	GA12109	P89
G6400-06-04	P73	G7100-90	P105	GA12117	P31
G6400-08	P63, P67, P68, P69, P73	G7566X	P11	GA12133	P15
G6400-10	P37	G7633X	P75	GA12143	P12
G6400-10-12	P36	G7698X	P47	GA12144	P12
G6400-12	P37	GA0167	P62	GA12151	P33
		GA0243	P62	GA12154	P15
		GA0245	P62	GA12184	P33

NUMERICAL INDEX

Part No.	Page	Part No.	Page	Part No.	Page
GA12185	P39	GA5654	P23, P25, P27, P29	GA7855	P79, P81, P83
GA12186	P39	GA5698	P15	GA7856	P33, P75, P79, P81, P83
GA12187	P39	GA5715	P23	GA7857	P79, P81, P83
GA12188	P39	GA5718	P23	GA7858	P80, P82
GA12189	P39	GA5719	P23	GA7859	P81, P83
GA12190	P39	GA5786	P31	GA7862	P75
GA12235	P27, P29	GA5787	P31	GA7863	P75
GA12236	P25, P27, P29	GA5965	P53	GA7949	P7
GA12256	P27	GA5987	P53	GA7975	P7
GA12330	P101	GA5988	P53	GA7976	P7
GA12636	P83	GA6108	P75	GA8026	P80, P82
GA12650	P83	GA6109	P75	GA8046	P79, P81, P83
GA1676	P62	GA6147	P81, P83	GA8047	P75, P79, P81, P83
GA1677	P62	GA6171	P7, P9, P10	GA8069	P97
GA1678	P62	GA6415	P93	GA8080	P87
GA1679	P62	GA6434	P10	GA8081	P87
GA1720	P4, P31	GA6497	P46	GA8082	P91
GA2007	P12	GA6597	P10	GA8088	P91
GA2012L	P5	GA6618	P9	GA8092	P85
GA2012R	P5	GA6619	P9	GA8114	P91
GA2014	P5, P9, P23, P25, P27, P29, P87	GA6620	P9	GA8130	P63
GA2054	P9	GA6699	P75	GA8170	P61
GA2068	P55, P93	GA6700	P75	GA8172	P49
GA2075	P19	GA6701	P75	GA8322	P10
GA2094	P20	GA6733	P9	GA8324	P5
GA2180	P55	GA6741	P19	GA8326	P18
GA2528	P75	GA6801	P9	GA8328	P33, P75
GA2612	P75	GA6832	P25	GA8329	P33, P75
GA2660	P91	GA6833	P25	GA8348	P53
GA3413	P71	GA6834	P25	GA8350	P45
GA3584	P75	GA6838	P25	GA8351	P51
GA3893	P95	GA6907	P19	GA8353	P53
GA4293	P37	GA6966	P89	GA8354	P53
GA4444	P17	GA6975	P75	GA8356	P43
GA4976	P91, P95	GA6977	P75	GA8357	P43
GA4994	P41	GA6978	P75	GA8362	P45
GA4995	P41	GA7016	P41	GA8364	P18
GA5090	P54, P93	GA7022	P41	GA8371	P17
GA5105	P55	GA7067	P51	GA8374	P51
GA5106	P59	GA7077	P75	GA8382	P61
GA5107	P55, P59, P85	GA7096	P51	GA8383	P53
GA5108	P59	GA7154	P55, P85, P93	GA8402	P53
GA5109	P59	GA7179	P93	GA8405	P53
GA5110	P59	GA7180	P93	GA8406	P71
GA5111	P59	GA7271	P27	GA8407	P61
GA5112	P59	GA7336	P59	GA8426	P55
GA5113	P59	GA7399	P75	GA8430	P75
GA5116	P59, P93	GA7412	P27	GA8438	P91
GA5146	P59	GA7434	P53	GA8450	P57
GA5385	P75	GA7445	P27, P29	GA8451	P57
GA5600	P80, P82	GA7446	P25, P27, P29	GA8456B	P65
GA5624	P59	GA7533	P41	GA8472	P61
GA5625	P21	GA7574	P57	GA8483	P87
GA5629	P59	GA7851	P79, P81, P83	GA8486	P92
GA5651	P4	GA7853	P79, P81, P83	GA8603	P21
		GA7854	P79, P81, P83	GA8603	P29, P89

NUMERICAL INDEX

Part No.	Page	Part No.	Page	Part No.	Page
GA8641	P21, P29	GA9978	P79, P81, P83	GD10036	P4
GA8685	P87	GA9979	P79, P81, P83	GD10057-01	P106
GA8729	P75	GB0115	P18	GD10057-02	P106
GA8731	P75	GB0116	P18	GD10057-03	P106
GA8734	P75	GB0134	P87	GD10057-04	P106
GA8760	P27	GB0186	P4	GD10063	P41, P45, P51
GA8762	P49	GB0218	P4, P12, P29, P31, P41, P55, P92	GD10161	P93
GA8764	P41	GB0230	P43	GD10165	P92
GA8765	P41	GB0234	P43	GD10207	P66
GA8789	P55	GB0237	P41	GD10243	P75
GA8802	P59	GB0239	P9, P10	GD1026	P3, P17, P31, P59, P89
GA8845	P87	GB0254	P10	GD10283	P62
GA8882	P63	GB0265	P3	GD1033	P3
GA8896	P64	GB0266	P3	GD10473	P5, P9
GA8930	P31	GB0267	P3	GD10519	P27, P29
GA8931	P103	GB0268	P9, P10	GD10526	P27
GA8952	P53	GB0274	P3	GD10532	P46
GA8983	P87, P89	GB0276	P7	GD10552	P25, P27, P29
GA8984	P63	GB0278	P12, P18	GD1059L	P17
GA8987	P63	GB0282	P10	GD1059R	P17
GA8989	P64	GB0285	P3	GD1060	P17
GA8992	P66	GB0287	P59	GD1061	P18
GA9056	P53	GB0296	P89	GD1063	P18
GA9061	P46	GB0297	P89	GD10646	P41
GA9063	P47	GB0301	P5, P31	GD1065	P3
GA9064	P51	GB0314	P12, P31	GD10777	P91
GA9098	P68	GB0319	P15	GD1085	P10
GA9131	P29	GB0322	P89	GD1086	P7
GA9139	P53	GB0323	P89	GD10867	P3, P31
GA9144	P81, P83	GB0328	P15	GD10963	P19
GA9195	P87	GB0331	P12	GD10984	P19
GA9433	P89	GB0358	P15	GD10991	P7
GA9434	P89	GB0383	P27	GD10993	P3
GA9437	P89	GB0386	P29	GD11001	P3
GA9456	P89	GB0387	P25, P27	GD11017	P5
GA9457	P89	GB0400	P89	GD11045	P57, P85
GA9481	P75	GB0401	P27	GD11089	P75, P79, P81, P83
GA9510	P67	GB0405	P89	GD1109	P9, P10
GA9529	P75	GD0453-08	P61	GD11125	P54
GA9530	P75	GD0487	P87	GD1113	P4, P31, P46, P57, P58, P87, P89, P91
GA9531	P75	GD0652	P61	GD11158	P55
GA9537	P41	GD0740	P47	GD1115L	P19
GA9543	P68	GD0746	P62	GD1115R	P19
GA9559	P64	GD0752-41	P61	GD1116	P19
GA9689	P77	GD0840	P62	GD11169	P81, P83
GA9844	P29	GD0914-204	P57	GD11170	P81, P83
GA9845	P29	GD0914-206	P57	GD1118	P19
GA9857	P81	GD0914-225	P85	GD11218	P31
GA9861	P29	GD0914-43	P57	GD11219	P17
GA9862	P29	GD0962	P87	GD11235	P91
GA9864	P29	GD10007	P93	GD11239	P12, P17, P18
GA9865	P29	GD10011	P51	GD11240	P18
GA9909	P49	GD10012	P51	GD11259	P3, P5
GA9910	P91	GD10013	P51	GD11263	P31
GA9914	P55	GD10014	P51		
GA9945	P45				

NUMERICAL INDEX

Part No.	Page	Part No.	Page	Part No.	Page
GD11264	P31	GD12239	P63	GD14592	P15
GD11279	P13	GD12534	P25	GD14604	P61
GD11297	P18	GD12548	P63	GD14605	P61
GD11305	P17	GD1255	P57	GD14626	P39
GD11306	P5, P87	GD1256	P57	GD14627	P39
GD11313	P11	GD12567	P53	GD14659	P19
GD1132	P23, P25, P27, P29, P87	GD12585	P63	GD14660	P33
GD1134	P55, P91, P93	GD12600	P63	GD14674	P23, P27
GD11359	P46	GD12602	P63	GD1512	P106
GD11362	P46	GD12606	P64	GD1529	P53
GD1138	P87	GD12610	P66	GD1536	P53
GD11413	P12, P18	GD12614	P66	GD15386	P61
GD11422	P4	GD12615	P66	GD15663	P15
GD11423	P7	GD12676	P89	GD15700	P15
GD11424	P17	GD12677	P89	GD15747	P12
GD11427	P49	GD12679	P89	GD15789	P33
GD11428	P49	GD12685	P89	GD15790	P33
GD1143	P20	GD12703	P47	GD15792-04	P39
GD1144	P20	GD12704	P53	GD15792-05	P39
GD11444	P49	GD12710	P47	GD15792-09	P39
GD11445	P49	GD12724	P46	GD15792-10	P39
GD11447	P31	GD12726	P75	GD15792-14	P39
GD1145	P20	GD12790	P63	GD15792-24	P39
GD11453	P7	GD12817	P29	GD15792-26	P39
GD11454	P53	GD12826	P29	GD15803	P33
GD11456	P51	GD12827	P29	GD15804	P33
GD11459	P69	GD12829	P29	GD15833	P39
GD11460	P67	GD13115	P45	GD15849-02	P33
GD11461	P68	GD13170	P64	GD15863	P33
GD11473	P43	GD13172	P64	GD15867-07	P39
GD11474	P81, P83	GD13173	P64	GD15968	P46
GD11489	P43	GD13268	P93	GD15970	P3
GD11507	P45	GD13287	P89	GD16039	P68
GD11508	P11	GD13310	P75	GD16188	P37
GD11509	P11	GD13361	P3	GD16224-01	P33
GD11512	P45	GD13395	P67	GD16245	P3
GD11549	P57	GD13397	P41	GD1657	P87
GD11555	P47	GD13400	P64	GD1673	P87
GD11557	P89	GD13409	P53	GD17014	P3, P31
GD11558	P89	GD13425	P64	GD17021	P15
GD11569	P85	GD14170	P29	GD17028	P15
GD11579	P63	GD14217	P4	GD17047	P15
GD1162	P106	GD14249	P45	GD17048	P15
GD11649	P31	GD14258	P33	GD17049	P15
GD11652	P21, P29	GD14308	P66	GD17050	P15
GD11659	P31	GD14398	P21	GD17052	P31
GD11677	P21	GD14414	P59	GD17099	P15
GD11700	P37, P95	GD14427	P59	GD17104	P15
GD11705	P87	GD14429	P59	GD17152	P15
GD11721	P39	GD14431	P59	GD17162	P15
GD11751	P49	GD14432	P59	GD17169	P31
GD11845	P3, P5, P9	GD14467	P15	GD17186	P15
GD11962	P3, P17, P31	GD14468	P15	GD17187	P15
GD11983	P66	GD14477	P15	GD1719	P57
GD11993	P79, P81, P83	GD14529	P66	GD17268	P33
		GD14541	P15	GD17278	P39

NUMERICAL INDEX

Part No.	Page	Part No.	Page	Part No.	Page
GD1862	P91	GD7890	P23	GR0881	P95
GD2117	P106	GD7904-04	P93	GR0882	P95
GD2161	P61	GD8066-02	P68	GR0883	P95
GD2169	P51	GD8249	P4	GR0911	P55
GD2199	P106	GD8260	P41	GR0912	P54, P55, P59, P85, P93
GD2423	P19	GD8306	P39, P85	GR1015	P91, P95
GD2460	P20	GD8307	P23	GR1016	P91, P95
GD2558	P55, P58	GD8460	P10	GR1017	P91, P95
GD2589	P87	GD8532	P53	GR1018	P91, P95
GD2597	P62	GD8739	P75	GR1019	P91, P95
GD2721	P61	GD8740	P75	GR1037	P63, P67, P68, P69, P73
GD2829	P75	GD8741	P75	GR1045	P36, P67, P68, P69, P73
GD2947	P19	GD8751	P80, P82	GR1104	P101
GD2971-09	P41	GD8770	P80, P82	GR1112	P101
GD2971-10	P17	GD8771	P81, P83	GR1114	P97
GD2984	P106	GD8893-01	P31	GR1116	P97, P101
GD3180-12	P9	GD9052	P46	GR1118	P97, P101
GD3214	P61	GD9093	P43	GR1120	P101
GD3612	P3	GD9120	P10	GR1122	P93
GD3622	P91	GD9130	P51	GR1123	P101
GD3623	P91	GD9229	P85	GR1124	P101
GD3860	P75	GD9254	P21, P29	GR1129	P99
GD3951	P91	GD9290	P9	GR1130	P99
GD4086	P35, P73	GD9305	P9	GR1133	P99
GD5154	P41	GD9509	P53	GR1134	P99, P101
GD5752	P54, P93	GD9529	P70, P75	GR1142	P99
GD5753	P54, P93	GD9530	P70, P75	GR1144	P99
GD5797	P93	GD9562	P9	GR1165	P97
GD5835	P59	GD9636	P51	GR1167	P97
GD5857	P25, P41, P55, P59, P81, P83, P93	GD9695	P31	GR1168	P97
GD5860	P55	GD9715	P25	GR1169	P64
GD5875	P47	GD9720	P25	GR1203	P75
GD6279-05	P37	GD9724	P25, P27, P29	GR1204	P75
GD6291	P75, P80, P82	GD9896	P75	GR1205	P75
GD6551	P59	GM0209	P106	GR1206	P75
GD6825-10.25	P54	GR0146MPP	P106	GR1207	P75
GD6825-11.375	P55	GR0150	P62	GR1208	P75
GD7127	P59	GR0151	P62	GR1290	P75
GD7137	P41	GR0155MPP	P106	GR1292	P75
GD7148	P18	GR0170	P65	GR1321	P70
GD7258	P18	GR0193	P65	GR1322	P70
GD7318	P3	GR0196	P3, P18, P31	GR1363	P75
GD7426	P59	GR0202	P31	GR1364	P75
GD7639	P79, P81	GR0257	P53	GR1389	P97, P101
GD7803	P21, P29	GR0322	P53	GR1390	P79
GD7804	P21, P29	GR0513	P91	GR1391	P81
GD7805	P4, P10, P12, P23, P31, P51, P53, P55, P92	GR0515	P41	GR1392	P79
GD7817-01	P23	GR0516	P41	GR1393	P81
GD7817-04	P23	GR0517	P41	GR1396	P91
GD7822	P59	GR0586	P81, P83	GR1397	P91
GD7823	P23	GR0594	P79, P81, P83	GR1401	P63
GD7867	P59	GR0716	P65	GR1405	P85
GD7889	P23	GR0761	P70	GR1406	P85
		GR0763	P70		
		GR0764	P37, P70, P71		
		GR0880	P95		

NUMERICAL INDEX

Part No.	Page	Part No.	Page	Part No.	Page
GR1407	P85	GR1795	P101		
GR1408	P85	GR1797	P101		
GR1409	P85	GR1799	P101		
GR1410	P85	GR1801	P101		
GR1411	P85	GR1802	P101		
GR1412	P85	GR1804	P101		
GR1413	P85	GR1805	P101		
GR1414	P81, P83	GR1806	P101		
GR1415	P81, P83	GR1808	P101		
GR1420	P97	R1500	P65		
GR1421	P97				
GR1422	P99				
GR1423	P99				
GR1424	P97				
GR1425	P97, P99				
GR1427	P97				
GR1435	P91				
GR1451	P99				
GR1465	P73				
GR1466	P37, P68				
GR1467	P36, P37				
GR1468	P71				
GR1494	P65				
GR1495	P65				
GR1497	P65				
GR1498	P65				
GR1499	P65				
GR1501	P65				
GR1502	P65				
GR1503	P65				
GR1504	P65				
GR1521	P66				
GR1526	P66				
GR1533	P103				
GR1535	P103				
GR1540	P103				
GR1541	P103				
GR1542	P103				
GR1543	P101, P103				
GR1544	P103				
GR1545	P103				
GR1548	P63				
GR1549	P64				
GR1570MPP	P106				
GR1598	P64				
GR1631	P81				
GR1632	P81				
GR1635	P67, P68				
GR1678	P91				
GR1734	P36				
GR1736	P33				
GR1737	P79, P81, P83				
GR1761	P83				
GR1762	P83				
GR1764	P83				
GR1777	P33				